



STALLION SPRINGS COMMUNITY SERVICES DISTRICT

27800 STALLION SPRINGS DRIVE, TEHACHAPI, CA 93561
(661) 822-3268, FAX (661) 822-1878, sscsd@stallionspringscsd.com

AGENDA SUPPORTING INFORMATION

Agenda #9

Subject: Board discussion and direction on the maintenance of the equestrian and hiking trails in Stallion Springs.

Submitted by: Vanessa Stevens, General Manager

Meeting Date: May 18, 2021

Background: During the April 20, 2021 Regular Board Meeting I was directed to place the current condition of and plans for the District to maintain the equestrian and hiking trails throughout the community.

As you know for many years our trails were maintained solely by a generous group of volunteers who spent countless hours ensuring our trails were accessible for all to enjoy. In the last 3 years this group has since dwindled leaving most of the trails hard to find and unusable.

In about the last 6 months we were able to recruit a new group of volunteers who are ready and willing to help with maintenance as needed, however the task can seem never ending considering the current condition of some of our trails.

I have looked into a few options and solutions to get our trails back.

- First of all, I feel it's best to focus on a few well used, easily accessible trails. It is not cost effective at this point to cut out all of the trails in the community. Without the foot traffic to keep them clear this would be a waste of funds. See my map (attached) showing the best used trails to focus on.
- Second, updating the current trails maps would be beneficial in having our trails become more accessible and used by the families in the community.
- We can consider utilizing the conservation corps and hire them to do the initial work but the cost can be \$300 plus a day.
- We can continue to use the current company we have used to weed whack the main trails once a year for fire hazard. Once

the trails are clear we can advertise to the community to start utilizing the trails that are now clear in hopes to keep them accessible during the spring and summer season.

- Lastly, we can start the Adopt a Trail Program as it has been mentioned before to help with the costs involved to maintain the trails.

I have attached an outline presented by Director Dewell and some documentation on new maps and an adopt a trail program. Open for Board discussion.

Recommendation: Board discusses the current trails programs and directs the General manager on how to move forward with the maintenance of the trails in the community.

Restoration and Maintenance of Stallion Springs Equestrian and Hiking Trails

Stallion Springs Community Service District's (SSCSD) parks, including its equestrian and hiking trail easements necessary to serve them, are integral to both the use and enjoyment of its residents, and residential and commercial development. Many of the existing, marked trails have fallen into disrepair due to neglect or abandonment, despite the best efforts of dedicated volunteers. The following restoration, maintenance and funding of trails is proposed.

I. RESTORATION

1. SSCSD staff and facilities to restore all existing marked trails to full equestrian and pedestrian use.
 - a. Trails to be restored, and graded where necessary, to bare mineral soil.
 - b. Water bars and diverters to be installed where required.
2. Trail signage at all SSCSD road crossings and clearly marked trail intersections, both uprights and on road crossing curbs.
3. Creation of a self-supporting, full color, foldable interpretive SSCSD Trails Map.
 - a. All existing trails.
 - b. Topographic contours.
 - c. Trail descriptions, length and difficulty ratings.
 - d. Landmarks and points of interest.
 - e. Private property overlays.

II. MAINTENANCE

1. Routine maintenance/clearing of trails to be performed by volunteers in addition to SSCSD.

III. FUNDING

1. Existing designated SSCSD Parks and Recreation funding.
2. Stallion Springs Foundation – volunteer maintenance support (trail building/clearing tools such as McLeods, shovels, string trimmers, pruners, etc.).
3. Greenspace developer fees.
4. Reimbursement by responsible property owners to SSCSD for all expenses required to fully restore any encroachments and/or compromised easements restricting full public use and passage, including surveying costs.
5. Establishment of fines for property owner encroachments and restrictions.
6. Self-funded trail maps.

Step 1: Choose How You Want To Contribute

You can help out with either Volunteer Hours, a Financial Donation, or both. For Volunteer Hours, each trail requires a commitment to perform at least 50 hours of volunteer work. Each trail has a different Financial Donation required, from \$1,000 up to \$3,000, depending upon the location and popularity of the trail. Heavily traveled trails get more visibility, so their adoption costs are higher.

Step 2: Pick A Trail Section

First, see what is available. The map below provides a broad overview of the area and has all of the Adopt-A-Trail sections on it. Click on a section to see what trail it is, who has adopted it, or if it is available. Use the above table to see a list of all the trail sections and their current status.

Step 3: Get In Touch With Us

Use the contact form to the right or email hello@bigbeartrails.org

This map shows the current status for all trail adoptions:

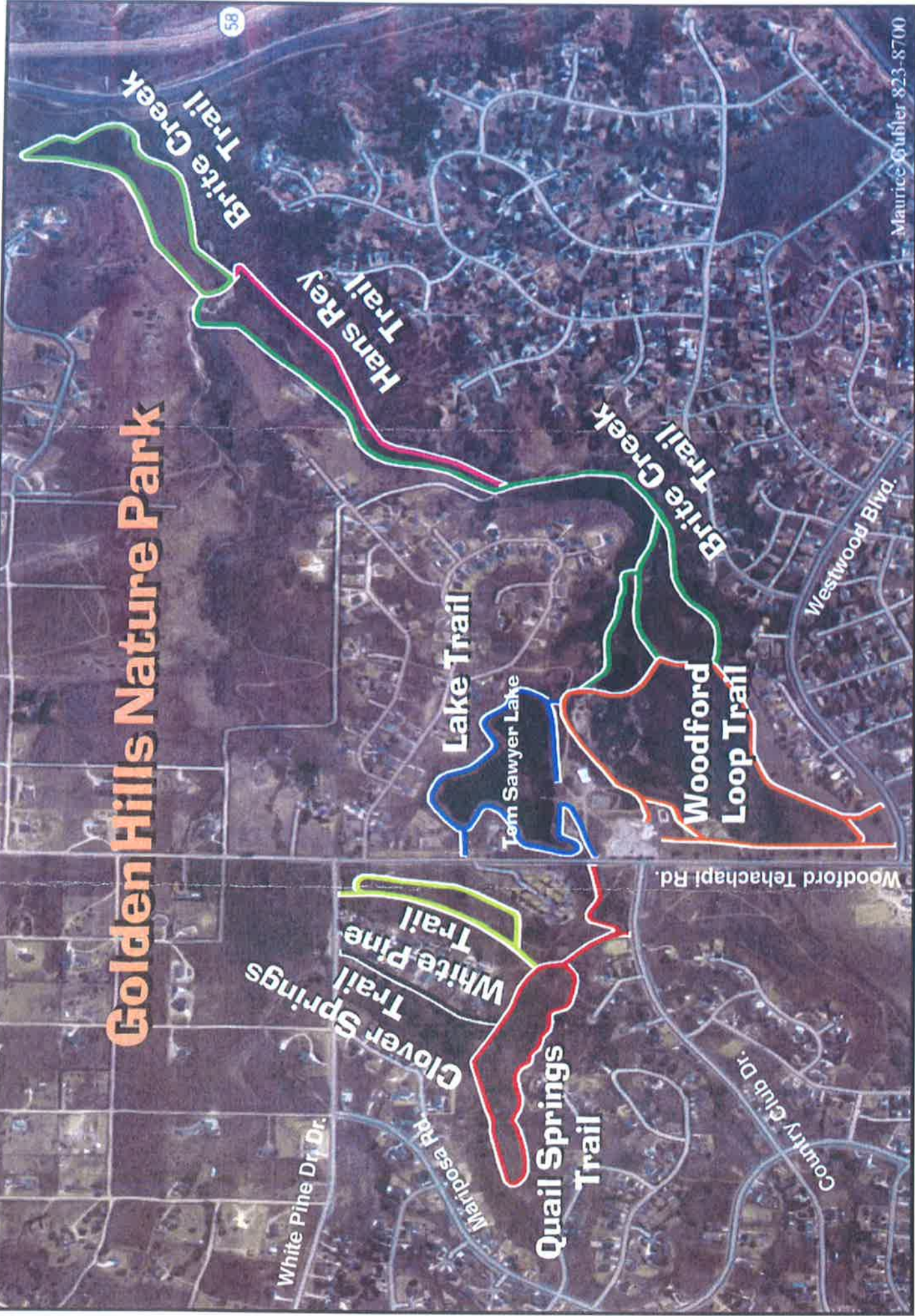
- **BLUE** sections are looking for a full adoption
- **YELLOW** sections are looking for a volunteer adoption
- **GREEN** sections are looking for a financial adopter
- **RED** sections are fully adopted

Big Bear Adopt-A-Trail Map



Interesting in Learning More?

Golden Hills Nature Park



Maurice Gubler 823-8700

Tom Sawyer Lake Trail	.75 mi	Woodford Loop Trail	1.50 mi	Quail Springs Trail	1.00 mi
Brito Creek Trail	1.70 mi	White Pine Trail	.50 mi	Hans Rey Trail	.60 mi
		Clover Springs Trail	.25 mi		



Welcome to the Golden Hills Nature Park



Visit www.ghcsd.com for
Current Park Information



Like us on Facebook



PARK RULES:

1. NO MOTORIZED VEHICLES.
2. Trails for use by foot, bicycle, and horse traffic only.
3. Stay on and share designated trails!

4. Respect private property.
5. No Littering.

6. Keep pets on leash.
7. No hunting, fishing or swimming.
8. No overnight camping.
9. No woodcutting or campfires.
10. Do not remove or alter plants or wildlife.
11. No alcohol.
12. DO NOT DRINK THE WATER.
13. BE AWARE OF WILDLIFE.

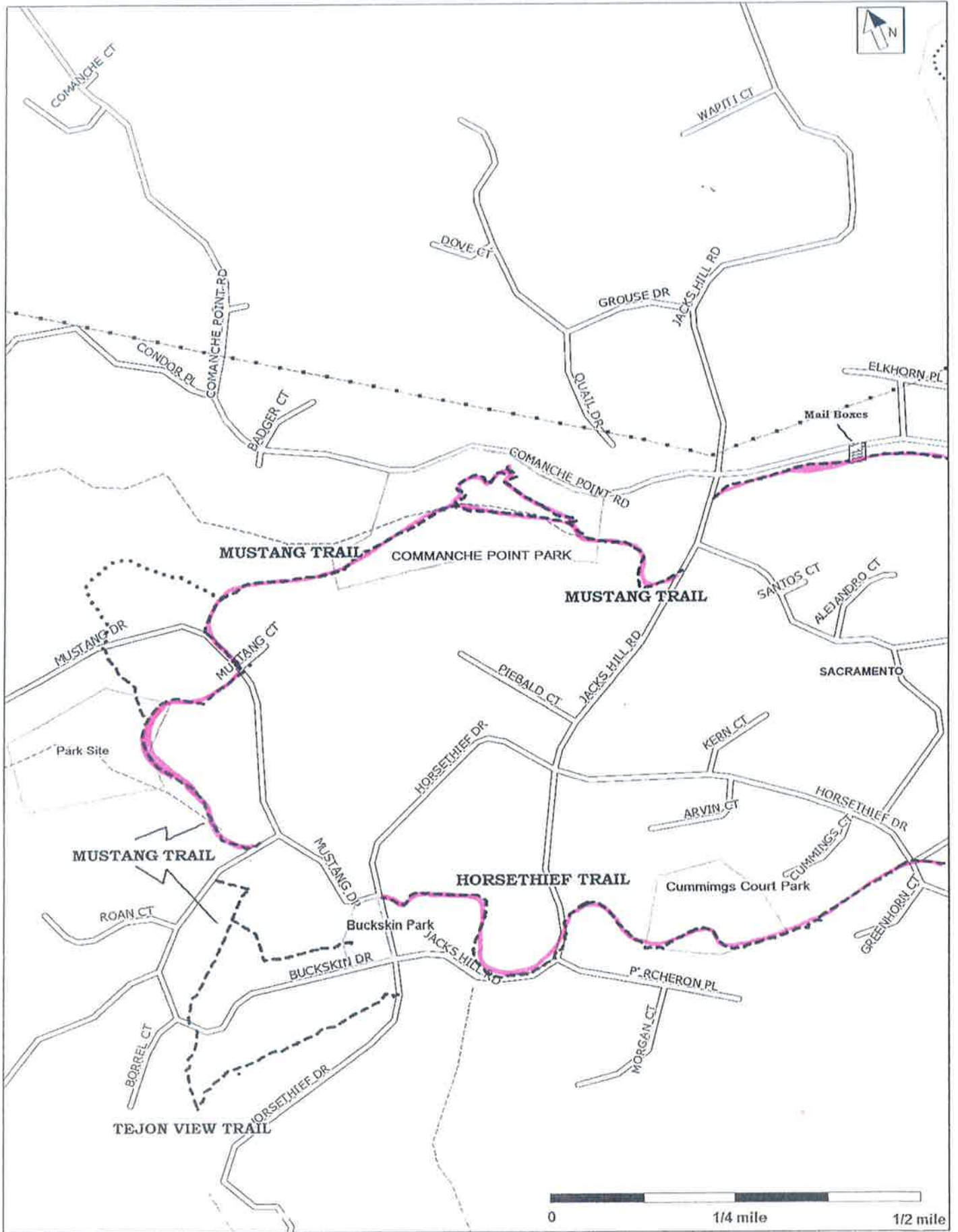


GOLDEN HILLS
COMMUNITY SERVICES DISTRICT

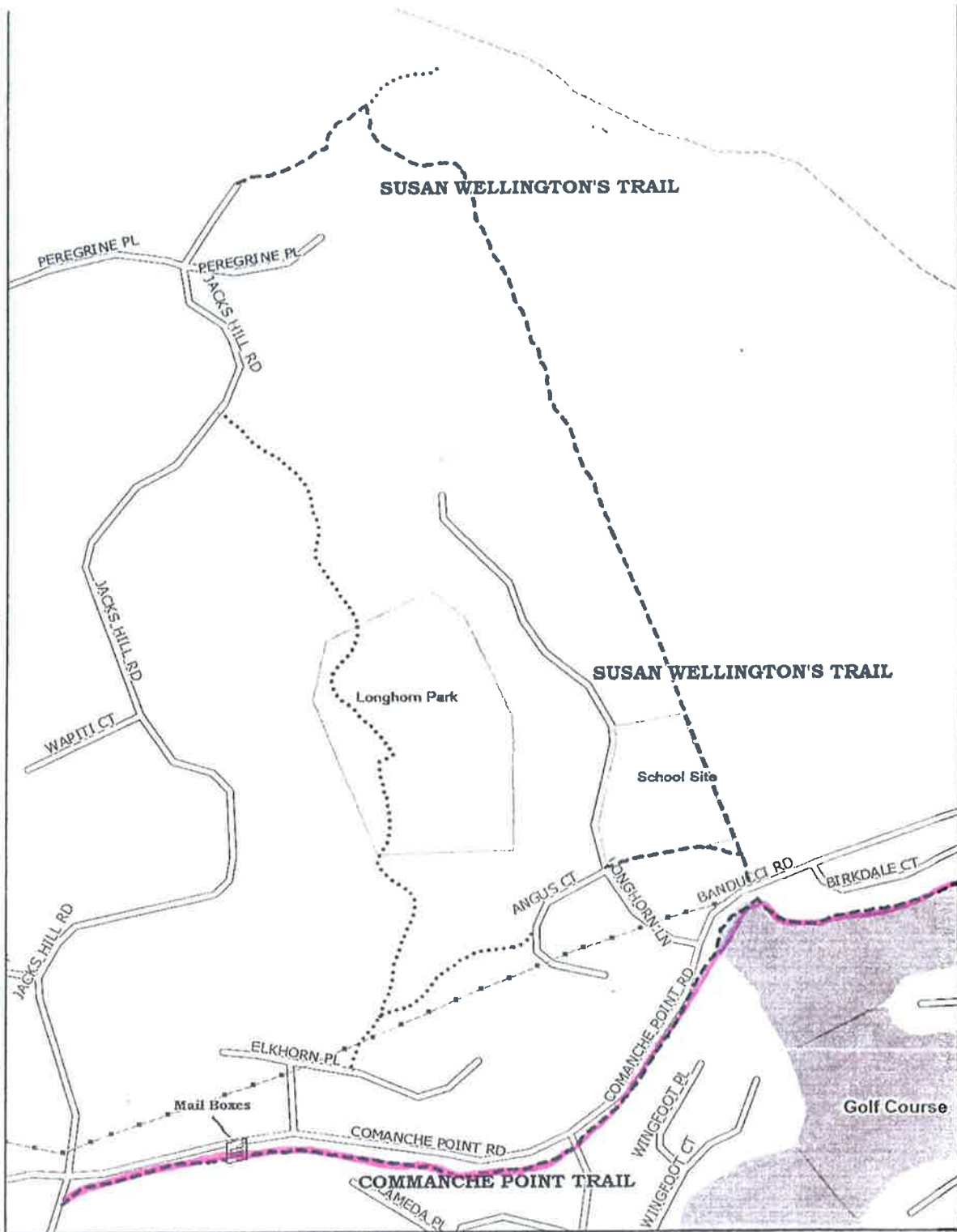
Trails Map



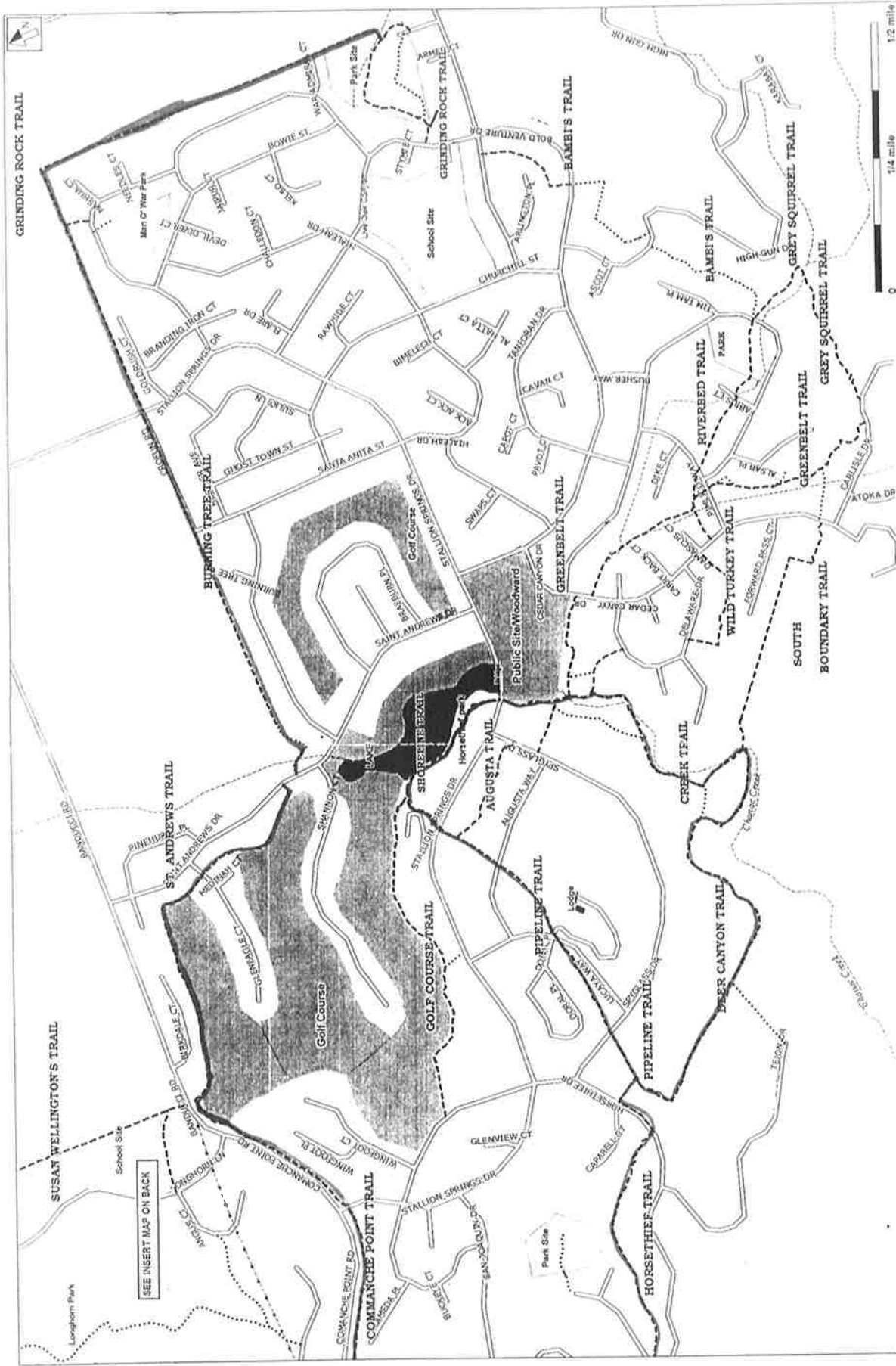
Our Mission: To be responsive to the Golden Hills Community and provide services within our authority.



**STALLION SPRINGS TRAIL COMMITTEE
EQUESTRIAN AND HIKING TRAILS - WEST**



NORTH SECTION INSERT



Sheet Data
 © DeLorme, Toos USA#6-8
 www.delsorme.com

**STALLION SPRINGS TRAIL COMMITTEE
 EQUESTRIAN AND HIKING TRAILS - EAST**

- Primary Trail
- Unmarked Trail
- Stream Bed

SEE INSERT MAP ON BACK

GRINDING ROCK TRAIL

SUSAN WELLINGTON'S TRAIL

ST. ANDREWS TRAIL

COMANCHE POINT TRAIL

GOLF COURSE TRAIL

PIPELINE TRAIL

HORSETHIEF TRAIL

DEER CANYON TRAIL

PIPELINE TRAIL

PIPELINE TRAIL

PIPELINE TRAIL

PIPELINE TRAIL

PIPELINE TRAIL

PIPELINE TRAIL

PIPELINE TRAIL

PIPELINE TRAIL

PIPELINE TRAIL

PIPELINE TRAIL

DEER CANYON TRAIL

PIPELINE TRAIL

PIPELINE TRAIL

PIPELINE TRAIL

PIPELINE TRAIL

PIPELINE TRAIL

PIPELINE TRAIL

PIPELINE TRAIL

PIPELINE TRAIL

PIPELINE TRAIL

PIPELINE TRAIL

WILD TURKEY TRAIL

WILD TURKEY TRAIL

WILD TURKEY TRAIL

WILD TURKEY TRAIL

WILD TURKEY TRAIL

BOUNDARY TRAIL

BOUNDARY TRAIL

BOUNDARY TRAIL

BOUNDARY TRAIL

BOUNDARY TRAIL

GREY SQUIRREL TRAIL

GREY SQUIRREL TRAIL

GREY SQUIRREL TRAIL

GREY SQUIRREL TRAIL

GREY SQUIRREL TRAIL

GREENBELT TRAIL

GREENBELT TRAIL

GREENBELT TRAIL

GREENBELT TRAIL

GREENBELT TRAIL

GREY SQUIRREL TRAIL

GREY SQUIRREL TRAIL

GREY SQUIRREL TRAIL

GREY SQUIRREL TRAIL

GREY SQUIRREL TRAIL

GREY SQUIRREL TRAIL

GREY SQUIRREL TRAIL

GREY SQUIRREL TRAIL

GREY SQUIRREL TRAIL

GREY SQUIRREL TRAIL

GREY SQUIRREL TRAIL

GREY SQUIRREL TRAIL

GREY SQUIRREL TRAIL

GREY SQUIRREL TRAIL

GREY SQUIRREL TRAIL

GREY SQUIRREL TRAIL

GREY SQUIRREL TRAIL

GREY SQUIRREL TRAIL

GREY SQUIRREL TRAIL

GREY SQUIRREL TRAIL

GREY SQUIRREL TRAIL

GREY SQUIRREL TRAIL

GREY SQUIRREL TRAIL

GREY SQUIRREL TRAIL

GREY SQUIRREL TRAIL

GREY SQUIRREL TRAIL

GREY SQUIRREL TRAIL

GREY SQUIRREL TRAIL

GREY SQUIRREL TRAIL

GREY SQUIRREL TRAIL

GREY SQUIRREL TRAIL

GREY SQUIRREL TRAIL

GREY SQUIRREL TRAIL

GREY SQUIRREL TRAIL

GREY SQUIRREL TRAIL

GREY SQUIRREL TRAIL

GREY SQUIRREL TRAIL

GREY SQUIRREL TRAIL

GREY SQUIRREL TRAIL

GREY SQUIRREL TRAIL

GREY SQUIRREL TRAIL

GREY SQUIRREL TRAIL

GREY SQUIRREL TRAIL

GREY SQUIRREL TRAIL

GREY SQUIRREL TRAIL

MEETING WAS HELD VIA ZOOM AND IN PERSON DUE TO THE COVID-19 RESTRICTIONS

**STALLION SPRINGS COMMUNITY SERVICES DISTRICT
MINUTES
FOR THE BOARD OF DIRECTORS REGULAR MEETING**

TUESDAY, APRIL 20, 2021 @6:00 PM

MEETING WAS HELD VIA ZOOM AND IN PERSON DUE TO THE COVID-19 RESTRICTIONS

- 1) Flag Salute: Director Sasnett
- 2) Call to Order: Director Sasnett
- 3) Roll Call: Present: Directors Dewell, Leslie, Record, Sasnett and Wellman
Absent: None

Note: De, We, Re, Le and Sa are abbreviations for Directors Dewell, Wellman, Record, Leslie and Sasnett respectively. For example: De; We denotes Director Dewell made the motion and Director Wellman seconded it. Each item relates to the agenda item by the same number. Immediately following each item of these minutes is a description, printed in capital letters of the action taken on that item by the Board of Directors.

- 4) RESERVED FOR PRESIDENT'S COMMENTS AND ADDENDUM. None
- 5) PUBLIC PRESENTATIONS. None. Police Report was given at this time to accommodate the Police Officers present. (See agenda item 11).
- 6) BOARD MEMBER ITEMS. Director Leslie suggested that the District investigate the possibility of requiring developer fees for the community that would be held in a general fund with the purpose of supporting current and future infrastructure in Stallion Springs. There was also a discussion in regard to restoring the equestrian trails in the community that are in need of repair. The Board agreed to make an agenda item for the May Board meeting for further discussion regarding the needs of the community, the funding, safety and maintenance of the trails.
- 7) BOARD APPROVAL OF THE ABANDONMENT AND PURCHASE OF A PORTION OF THE EQUESTRIAN EASEMENT FOR LOT 3445-OO-33. The General Manager reviewed the issue with the Board and explained the proposed solution. There was a discussion by the Board. The current owner and the builder were not present for the discussion. The general Manager had some suggestions to prevent this from happening in the future. Sa- "I make a motion for the board approval of the abandonment and purchase of a portion of the equestrian easement for Lot 3445-OO-32 with the measurements 2 x 183.44-foot stretch of land to be sold at a cost of \$590.67 with the provision putting an additional policy discussion on the May Agenda." Sa;Re. 4 Ayes. 1 Sustained. MOTION APPROVED.
- 8) APPROVAL OF THE MARCH 16, 2021 REGULAR BOARD MEETING MINUTES. We-"I make a motion we approve the March 16, 2021 Regular Board Meeting minutes." We;Le. All ayes. MOTION APPROVED.

- 9) APPROVAL OF THE CHECKS FOR MARCH 2021 AND THE CALPERS RETIREMENT PAYMENTS. We-"I make a motion for the approval of the checks for March 2021 and the CalPERS Retirement payments." We;Re. All ayes. MOTION APPROVED.
- 10) FINANCIAL REPORTS- Chair Sasnett- "RECEIVED AND FILED."
- 11) POLICE REPORT- Chief Crowell introduced a new officer, Josue Ramirez. He also informed the board that a formal police report could not be presented, but next month a full report in more detail will be available. He gave a brief verbal report of recent issues in the community and a new helmet safety program for kids. There was discussion of putting cameras at the entrances of Stallion Springs and the General Manager noted that it is being looked into.
- 12) GENERAL MANAGER'S REPORT- The General Manager gave an overview of the report. Chair Sasnett - "Manager's report RECEIVED AND FILED."
- 13) MOTION TO ADJOURN. Director Sasnett- "I will make a motion that we adjourn."

Signed:

Attest:

Teresa Sasnett, President
Board of Directors

Vanessa Stevens, Secretary
Board of Directors

Stallion Springs Community Services District
Check Detail
 CALPERS - APR 2021

11:27 AM
 05/04/21

Type	Num	Date	Name	Memo	Account	Paid Amount	Class	Original Amount
Check	PERS 21-07	04/05/2021	CALPERS-ADP	PERS-ADP #21-07	1150 - Cash-Bank of the West			-6,293.07
				PERS-ADP #21-07	5149 - CalPers Retirement (CSD)	-925.72	01-Admin	925.72
				PERS-ADP #21-07	5149 - CalPers Retirement (CSD)	-153.65	02-Parks & Rec	153.65
				PERS-ADP #21-07	5149 - CalPers Retirement (CSD)	-1,024.95	03-Public Safety	1,024.95
				PERS-ADP #21-07	5149 - CalPers Retirement (CSD)	-817.16	05-Water	817.16
				PERS-ADP #21-07	5149 - CalPers Retirement (CSD)	-195.22	06-Sewer	195.22
				PERS-ADP #21-07	5150 - CalPers Retirement (Employees)	-3,176.37	01-Admin	3,176.37
TOTAL						-6,293.07		6,293.07
Check	PERS 21-08	04/14/2021	CALPERS-ADP	PERS-ADP #21-08	1150 - Cash-Bank of the West			-6,293.07
				PERS-ADP #21-08	5149 - CalPers Retirement (CSD)	-925.72	01-Admin	925.72
				PERS-ADP #21-08	5149 - CalPers Retirement (CSD)	-153.65	02-Parks & Rec	153.65
				PERS-ADP #21-08	5149 - CalPers Retirement (CSD)	-1,024.95	03-Public Safety	1,024.95
				PERS-ADP #21-08	5149 - CalPers Retirement (CSD)	-817.16	05-Water	817.16
				PERS-ADP #21-08	5149 - CalPers Retirement (CSD)	-195.22	06-Sewer	195.22
				PERS-ADP #21-08	5150 - CalPers Retirement (Employees)	-3,176.37	01-Admin	3,176.37
TOTAL						-6,293.07		6,293.07

Stallion Springs Community Services District Payables Detail Report by Month

April 2021

Type	Date	Name	Memo	Account	Class	Debit	Credit	Balance
ALL THAT LETTERING SIGN CO								
Bill	04/01/2021	ALL THAT LETTERING SIGN CO		2000 - Accounts Payables			450.00	450.00
Bill	04/01/2021	ALL THAT LETTERING SIGN CO	GRAPHICS FOR NEW PATROL VEHICLE #17	5415 - R & S Vehicles	03-Public Safety	450.00		0.00
Total ALL THAT LETTERING SIGN CO						450.00	450.00	0.00
AMERICAN BUSINESS MACHINES-INC.								
Bill	04/02/2021	AMERICAN BUSINESS MACHINES-INC.		2000 - Accounts Payables			8.00	8.00
Bill	04/02/2021	AMERICAN BUSINESS MACHINES-INC.	CYAN TONER FOR COPIER	5227 - Office Supplies	01-Admin	8.00		0.00
Total AMERICAN BUSINESS MACHINES-INC.						8.00	8.00	0.00
ANNOUNCE SOLUTIONS								
Bill	04/22/2021	ANNOUNCE SOLUTIONS		2000 - Accounts Payables			525.00	-525.00
Bill	04/22/2021	ANNOUNCE SOLUTIONS	MONTHLY MAINTENANCE	5673 - Misc. Contract Services	01-Admin	525.00		0.00
Total ANNOUNCE SOLUTIONS						525.00	525.00	0.00
ARGO CHEMICAL-INC.								
Bill	04/15/2021	ARGO CHEMICAL-INC.		2000 - Accounts Payables			1,222.28	1,222.28
Bill	04/15/2021	ARGO CHEMICAL-INC.	HYPOCHLORITE SOLUTION 12.5% /SODIUM BISULFITE - W...	5523 - Chemicals	06-Sewer	1,222.28		0.00
Total ARGO CHEMICAL-INC						1,222.28	1,222.28	0.00
AT&T MOBILITY								
Bill	04/15/2021	AT&T MOBILITY		2000 - Accounts Payables			70.77	-70.77
Bill	04/15/2021	AT&T MOBILITY	TABLET - SCADA	5319 - Telephone	05-Water	70.77		0.00
Total AT&T MOBILITY						70.77	70.77	0.00
AUTO ZONE								
Bill	04/07/2021	AUTO ZONE		2000 - Accounts Payables			259.24	-259.24
Bill	04/07/2021	AUTO ZONE	90 PC TOOL SET	5533 - Tools & Equipment	05-Water	84.00		175.24
Bill	04/07/2021	AUTO ZONE	VEHICLE #11 - DLG-78 SPRAY RIG BATTERY & CORE CHR	5415 - R & S Vehicles	02-Parks & Rec	175.24		0.00
Total AUTO ZONE						259.24	259.24	0.00
BC LABORATORIES-INC.								
Bill	04/01/2021	BC LABORATORIES-INC.		2000 - Accounts Payables			69.00	-69.00
Bill	04/01/2021	BC LABORATORIES-INC.	LAB ANALYSIS	5631 - Lab Analysis	06-Sewer	69.00		0.00
Bill	04/01/2021	BC LABORATORIES-INC.	LAB ANALYSIS	2000 - Accounts Payables			56.00	-56.00
Bill	04/01/2021	BC LABORATORIES-INC.	LAB ANALYSIS	5631 - Lab Analysis	08-Sewer	56.00		0.00
Bill	04/01/2021	BC LABORATORIES-INC.	LAB ANALYSIS	2000 - Accounts Payables			19.00	-19.00
Bill	04/01/2021	BC LABORATORIES-INC.	LAB ANALYSIS	5631 - Lab Analysis	08-Sewer	19.00		0.00
Bill	04/01/2021	BC LABORATORIES-INC.	LAB ANALYSIS	2000 - Accounts Payables			32.00	-32.00
Bill	04/01/2021	BC LABORATORIES-INC.	LAB ANALYSIS	5631 - Lab Analysis	06-Sewer	32.00		0.00
Bill	04/01/2021	BC LABORATORIES-INC.	LAB ANALYSIS	2000 - Accounts Payables			96.00	-96.00
Bill	04/01/2021	BC LABORATORIES-INC.	LAB ANALYSIS	5631 - Lab Analysis	06-Sewer	96.00		0.00
Bill	04/01/2021	BC LABORATORIES-INC.	LAB ANALYSIS	2000 - Accounts Payables			220.00	-220.00
Bill	04/01/2021	BC LABORATORIES-INC.	LAB ANALYSIS	5631 - Lab Analysis	05-Water	220.00		0.00
Bill	04/01/2021	BC LABORATORIES-INC.	LAB ANALYSIS	2000 - Accounts Payables			300.00	-300.00
Bill	04/01/2021	BC LABORATORIES-INC.	LAB ANALYSIS	5631 - Lab Analysis	05-Water	300.00		0.00
Bill	04/02/2021	BC LABORATORIES-INC.	LAB ANALYSIS	2000 - Accounts Payables			300.00	-300.00
Bill	04/02/2021	BC LABORATORIES-INC.	LAB ANALYSIS	5631 - Lab Analysis	05-Water	300.00		0.00
Bill	04/02/2021	BC LABORATORIES-INC.	LAB ANALYSIS	2000 - Accounts Payables			69.00	-69.00
Bill	04/02/2021	BC LABORATORIES-INC.	LAB ANALYSIS	5631 - Lab Analysis	06-Sewer	69.00		0.00
Bill	04/02/2021	BC LABORATORIES-INC.	LAB ANALYSIS	2000 - Accounts Payables			32.00	-32.00
Bill	04/02/2021	BC LABORATORIES-INC.	LAB ANALYSIS	5631 - Lab Analysis	06-Sewer	32.00		0.00
Bill	04/06/2021	BC LABORATORIES-INC.	LAB ANALYSIS	2000 - Accounts Payables			19.00	-19.00
Bill	04/06/2021	BC LABORATORIES-INC.	LAB ANALYSIS	5631 - Lab Analysis	06-Sewer	19.00		0.00
Bill	04/06/2021	BC LABORATORIES-INC.	LAB ANALYSIS	2000 - Accounts Payables			111.00	-111.00
Bill	04/06/2021	BC LABORATORIES-INC.	LAB ANALYSIS	5631 - Lab Analysis	06-Sewer	111.00		0.00
Bill	04/08/2021	BC LABORATORIES-INC.	LAB ANALYSIS	2000 - Accounts Payables			69.00	-69.00
Bill	04/08/2021	BC LABORATORIES-INC.	LAB ANALYSIS	5631 - Lab Analysis	06-Sewer	69.00		0.00
Bill	04/08/2021	BC LABORATORIES-INC.	LAB ANALYSIS	2000 - Accounts Payables			450.00	-450.00
Bill	04/08/2021	BC LABORATORIES-INC.	LAB ANALYSIS	5631 - Lab Analysis	05-Water	450.00		0.00
Bill	04/12/2021	BC LABORATORIES-INC.	LAB ANALYSIS	2000 - Accounts Payables			37.00	-37.00
Bill	04/12/2021	BC LABORATORIES-INC.	LAB ANALYSIS	5631 - Lab Analysis	06-Sewer	37.00		0.00
Bill	04/14/2021	BC LABORATORIES-INC.	LAB ANALYSIS	2000 - Accounts Payables			19.00	-19.00
Bill	04/14/2021	BC LABORATORIES-INC.	LAB ANALYSIS	5631 - Lab Analysis	06-Sewer	19.00		0.00
Bill	04/14/2021	BC LABORATORIES-INC.	LAB ANALYSIS	2000 - Accounts Payables			111.00	-111.00
Bill	04/14/2021	BC LABORATORIES-INC.	LAB ANALYSIS	5631 - Lab Analysis	06-Sewer	111.00		0.00
Bill	04/19/2021	BC LABORATORIES-INC.	LAB ANALYSIS	2000 - Accounts Payables			44.00	-44.00
Bill	04/19/2021	BC LABORATORIES-INC.	LAB ANALYSIS	5631 - Lab Analysis	06-Sewer	44.00		0.00
Bill	04/19/2021	BC LABORATORIES-INC.	LAB ANALYSIS	2000 - Accounts Payables			32.00	-32.00
Bill	04/19/2021	BC LABORATORIES-INC.	LAB ANALYSIS	5631 - Lab Analysis	06-Sewer	32.00		0.00
Bill	04/20/2021	BC LABORATORIES-INC.	LAB ANALYSIS	2000 - Accounts Payables			19.00	-19.00
Bill	04/20/2021	BC LABORATORIES-INC.	LAB ANALYSIS	5631 - Lab Analysis	06-Sewer	19.00		0.00
Bill	04/21/2021	BC LABORATORIES-INC.	LAB ANALYSIS	2000 - Accounts Payables			175.00	-175.00
Bill	04/21/2021	BC LABORATORIES-INC.	LAB ANALYSIS	5631 - Lab Analysis	06-Sewer	175.00		0.00
Bill	04/21/2021	BC LABORATORIES-INC.	LAB ANALYSIS	2000 - Accounts Payables			32.00	-32.00
Bill	04/21/2021	BC LABORATORIES-INC.	LAB ANALYSIS	5631 - Lab Analysis	06-Sewer	32.00		0.00
Bill	04/21/2021	BC LABORATORIES-INC.	LAB ANALYSIS	2000 - Accounts Payables			19.00	-19.00
Bill	04/21/2021	BC LABORATORIES-INC.	LAB ANALYSIS	5631 - Lab Analysis	06-Sewer	19.00		0.00
Bill	04/22/2021	BC LABORATORIES-INC.	LAB ANALYSIS	2000 - Accounts Payables			300.00	-300.00
Bill	04/22/2021	BC LABORATORIES-INC.	LAB ANALYSIS	5631 - Lab Analysis	05-Water	300.00		0.00
Total BC LABORATORIES-INC.						2,025.00	2,625.00	0.00
BEST BEST & KRIEGER LLP								
Bill	04/01/2021	BEST BEST & KRIEGER LLP		2000 - Accounts Payables			652.60	-652.60
Bill	04/01/2021	BEST BEST & KRIEGER LLP	LEGAL	5615 - Legal	03-Public Safety	652.60		0.00
Bill	04/01/2021	BEST BEST & KRIEGER LLP	LEGAL	2000 - Accounts Payables			60.00	-60.00
Bill	04/01/2021	BEST BEST & KRIEGER LLP	LEGAL	5615 - Legal	01-Admin	60.00		0.00
Bill	04/01/2021	BEST BEST & KRIEGER LLP	LEGAL	2000 - Accounts Payables			1,438.00	-1,438.00
Bill	04/01/2021	BEST BEST & KRIEGER LLP	LEGAL	5615 - Legal	02-Parks & Rec	1,438.00		0.00
Total BEST BEST & KRIEGER LLP						2,150.60	2,150.60	0.00
CITY NATIONAL BANK								
Bill	04/30/2021	CITY NATIONAL BANK		2000 - Accounts Payables			182,642.01	-182,642.01
Bill	04/30/2021	CITY NATIONAL BANK	ROAD LOAN #18-001	2314 - NP CN Bank-Road Proje...	04-Roads	136,049.15		-46,592.86
Bill	04/30/2021	CITY NATIONAL BANK	ROAD LOAN #18-001	8029 - Interest Expense	04-Roads	46,592.86		0.00
Total CITY NATIONAL BANK						182,642.01	182,642.01	0.00

Stallion Springs Community Services District Payables Detail Report by Month

April 2021

Type	Date	Name	Memo	Account	Class	Debit	Credit	Balance
COLONIAL LIFE INSURANCE								
Bill	04/25/2021	COLONIAL LIFE INSURANCE		2000 - Accounts Payables			456.64	456.64
Bill	04/25/2021	COLONIAL LIFE INSURANCE	EMPLOYEE INSURANCE-EMPLOYER PORTION	5155 - Disability Insurance	01-Admin	113.02		343.62
Bill	04/25/2021	COLONIAL LIFE INSURANCE	EMPLOYEE INSURANCE-EMPLOYER PORTION	5155 - Disability Insurance	02-Parks & Rec	46.18		297.44
Bill	04/25/2021	COLONIAL LIFE INSURANCE	EMPLOYEE INSURANCE-EMPLOYER PORTION	5155 - Disability Insurance	03-Public Safety	91.12		206.34
Bill	04/25/2021	COLONIAL LIFE INSURANCE	EMPLOYEE INSURANCE-EMPLOYER PORTION	5155 - Disability Insurance	05-Water	101.50		104.78
Bill	04/25/2021	COLONIAL LIFE INSURANCE	EMPLOYEE INSURANCE-EMPLOYER PORTION	5155 - Disability Insurance	06-Sewer	44.78		0.00
Total COLONIAL LIFE INSURANCE						456.64	456.64	0.00
CONTRACTORS EQUIPMENT RENTALS-INC.								
Bill	04/01/2021	CONTRACTORS EQUIPMENT RE		2000 - Accounts Payables			625.54	625.54
Bill	04/01/2021	CONTRACTORS EQUIPMENT RE	RENTAL - MANLIFT TO CHANGE LIGHT BULBS	5655 - Rent & Lease Equipment	08-Solid Waste	625.54		0.00
Total CONTRACTORS EQUIPMENT RENTALS-INC.						625.54	625.54	0.00
EMPLOYMENT DEVELOPMENT DEPARTM								
Bill	04/01/2021	EMPLOYMENT DEVELOPMENT D		2000 - Accounts Payables			1,450.00	1,450.00
Bill	04/01/2021	EMPLOYMENT DEVELOPMENT D	EMPLOYMENT TAX	5159 - Unemployment	01-Admin	1,450.00		0.00
Total EMPLOYMENT DEVELOPMENT DEPARTM						1,450.00	1,450.00	0.00
EVERBRIDGE, INC.								
Bill	04/01/2021	EVERBRIDGE, INC.		2000 - Accounts Payables			3,100.00	3,100.00
Bill	04/01/2021	EVERBRIDGE, INC.	1 YR NIXLE ENGAGE/ADDITIONAL SYSTEM(PD)	5235 - Dues & Subscriptions	01-Admin	1,550.00		1,550.00
Bill	04/01/2021	EVERBRIDGE, INC.	1 YR NIXLE ENGAGE/ADDITIONAL SYSTEM(PD)	5235 - Dues & Subscriptions	03-Public Safety	1,550.00		0.00
Total EVERBRIDGE, INC.						3,100.00	3,100.00	0.00
GARZA, JASON								
Bill	04/30/2021	GARZA, JASON		2000 - Accounts Payables			1,750.00	1,750.00
Bill	04/30/2021	GARZA, JASON	MONITORING WASTE SITE	5673 - Misc. Contract Services	08-Solid Waste	1,250.00		500.00
Bill	04/30/2021	GARZA, JASON	ONSITE IT SERVICES	5673 - Misc. Contract Services	01-Admin	500.00		0.00
Total GARZA, JASON						1,750.00	1,750.00	0.00
GAS COMPANY								
Bill	04/01/2021	GAS COMPANY	03077227803	2000 - Accounts Payables			14.30	14.30
Bill	04/01/2021	GAS COMPANY	NATURAL GAS	5327 - Natural Gas	02-Parks & Rec	14.30		0.00
Bill	04/01/2021	GAS COMPANY	15676656166	2000 - Accounts Payables			83.85	-83.85
Bill	04/01/2021	GAS COMPANY	NATURAL GAS	5327 - Natural Gas	01-Admin	83.85		0.00
Bill	04/01/2021	GAS COMPANY	15502617127	2000 - Accounts Payables			144.70	-144.70
Bill	04/01/2021	GAS COMPANY	NATURAL GAS	5327 - Natural Gas	05-Water	144.70		0.00
Bill	04/01/2021	GAS COMPANY	16937027700	2000 - Accounts Payables			167.88	-167.88
Bill	04/01/2021	GAS COMPANY	NATURAL GAS	5327 - Natural Gas	02-Parks & Rec	167.88		0.00
Bill	04/01/2021	GAS COMPANY	11931674714	2000 - Accounts Payables			98.84	98.84
Bill	04/01/2021	GAS COMPANY	NATURAL GAS	5327 - Natural Gas	07-Fire	98.84		0.00
Total GAS COMPANY						509.57	509.57	0.00
HOME DEPOT CREDIT SERVICES-INC.								
Bill	04/05/2021	HOME DEPOT CREDIT SERVICES		2000 - Accounts Payables			136.36	-136.36
Bill	04/05/2021	HOME DEPOT CREDIT SERVICES	PVC/ADAPTERS/COUPLERS/RISERS/SAND PAPER	5531 - Supplies & Materials	02-Parks & Rec	136.36		0.00
Bill	04/07/2021	HOME DEPOT CREDIT SERVICES		2000 - Accounts Payables			887.32	-887.32
Bill	04/07/2021	HOME DEPOT CREDIT SERVICES	SUPPLIES - FOR SPRINKLER REPAIRS AT PARKS	5531 - Supplies & Materials	02-Parks & Rec	83.00		-823.42
Bill	04/07/2021	HOME DEPOT CREDIT SERVICES	SUPPLIES - FOR CW#3 PAINTING OF PUMP HOUSE	5531 - Supplies & Materials	05-Water	823.42		0.00
Total HOME DEPOT CREDIT SERVICES-INC.						1,023.08	1,023.08	0.00
KERN COUNTY AIR POLLUTION CONT								
Bill	04/28/2021	KERN COUNTY AIR POLLUTION C		2000 - Accounts Payables			1,494.00	1,494.00
Bill	04/28/2021	KERN COUNTY AIR POLLUTION C	GENERATOR FEE AT PELLISIER ROAD - EMERG. ENGINE	5257 - Permits/Fees/Inspection	05-Water	1,494.00		0.00
Total KERN COUNTY AIR POLLUTION CONT						1,494.00	1,494.00	0.00
KERN COUNTY RECORDER'S OFFICE								
Bill	04/30/2021	KERN COUNTY RECORDER'S OF		2000 - Accounts Payables			500.00	-500.00
Bill	04/30/2021	KERN COUNTY RECORDER'S OF	25 - RELEASE OF LIENS	5257 - Permits/Fees/Inspection	02-Parks & Rec	500.00		0.00
Total KERN COUNTY RECORDER'S OFFICE						500.00	500.00	0.00
MCCROMETER, INC.								
Bill	04/12/2021	MCCROMETER, INC.		2000 - Accounts Payables			536.82	-536.82
Bill	04/12/2021	MCCROMETER, INC.	CALIBRATE & REPLACE BEARING ON DISHCARGE METER	5673 - Misc. Contract Services	06-Sewer	536.82		0.00
Total MCCROMETER, INC.						536.82	536.82	0.00
PETTY CASH								
Bill	04/30/2021	PETTY CASH		2000 - Accounts Payables			32.72	-32.72
Bill	04/30/2021	PETTY CASH	SPRAYING TOOL (BATTERY) WEED ABATEMENT	5531 - Supplies & Materials	04-Roads	2.55		-30.17
Bill	04/30/2021	PETTY CASH	SUPPLIES - MAY CRAFT NIGHT	5709 - Programs & Event Expen	02-Parks & Rec	30.17		0.00
Total PETTY CASH						32.72	32.72	0.00
PITNEY BOWES								
Bill	04/11/2021	PITNEY BOWES		2000 - Accounts Payables			139.09	-139.09
Bill	04/11/2021	PITNEY BOWES	POSTAGE METER RENTAL	5651 - Postage Meter Lease	01-Admin	139.09		0.00
Total PITNEY BOWES						139.09	139.09	0.00
R&B COMPANY								
Bill	04/06/2021	R&B COMPANY		2000 - Accounts Payables			1,524.73	-1,524.73
Bill	04/06/2021	R&B COMPANY	SUPPLIES - STOCK FOR INSTALLION OF WATER METERS	5531 - Supplies & Materials	05-Water	1,524.73		0.00
Bill	04/06/2021	R&B COMPANY		2000 - Accounts Payables			494.42	-494.42
Bill	04/06/2021	R&B COMPANY	20 - 3/4"X1" BULLHEAD TEES	5531 - Supplies & Materials	05-Water	494.42		0.00
Bill	04/15/2021	R&B COMPANY		2000 - Accounts Payables			93.85	-93.85
Bill	04/15/2021	R&B COMPANY	20 - 1 X 1 1/4 BUSHINGS	5531 - Supplies & Materials	05-Water	93.85		0.00
Bill	04/15/2021	R&B COMPANY		2000 - Accounts Payables			491.26	-491.26
Bill	04/15/2021	R&B COMPANY	9 - 3/4" ANGLE STOPS	5531 - Supplies & Materials	05-Water	491.26		0.00
Bill	04/26/2021	R&B COMPANY		2000 - Accounts Payables			4,209.56	-4,209.56
Bill	04/26/2021	R&B COMPANY	FIRE HYDRANT - REPLACEMENT ON COMANCHE RD	5531 - Supplies & Materials	05-Water	4,209.56		0.00
Bill	04/30/2021	R&B COMPANY		2000 - Accounts Payables			710.81	-710.81
Bill	04/30/2021	R&B COMPANY	5 -3/4" FEMALE INSTA-TITE & 11 - 3/4" ANGLE STOPS	5531 - Supplies & Materials	05-Water	710.81		0.00
Total R&B COMPANY						7,524.63	7,524.63	0.00
RACE COMMUNICATIONS COMPANY								
Bill	04/01/2021	RACE COMMUNICATIONS COMP		2000 - Accounts Payables			563.92	-563.92
Bill	04/01/2021	RACE COMMUNICATIONS COMP	TELEPHONE	5319 - Telephone	01-Admin	350.78		-213.14
Bill	04/01/2021	RACE COMMUNICATIONS COMP	INTERNET FOR VIDEO SURVILLIANCE/LIBRARY	5673 - Misc. Contract Services	02-Parks & Rec	78.00		-135.14
Bill	04/01/2021	RACE COMMUNICATIONS COMP	INTERNET/TV	5606 - PD GrantAB109-Service	03-Public Safety	105.00		-30.14
Bill	04/01/2021	RACE COMMUNICATIONS COMP	SCADA PHONE LINE	5319 - Telephone	05-Water	30.14		0.00
Total RACE COMMUNICATIONS COMPANY						563.92	563.92	0.00

Stallion Springs Community Services District Payables Detail Report by Month

April 2021

Type	Date	Name	Memo	Account	Class	Debit	Credit	Balance
RIVERSIDE COUNTY SHERIFF'S DEPARTMENT								
Bill	04/27/2021	RIVERSIDE COUNTY SHERIFF'S		2000 - Accounts Payables			50.00	50.00
Bill	04/27/2021	RIVERSIDE COUNTY SHERIFF'S	TRAINING - REPORT WRITING FOR JOSE RAMIREZ	5231 - Training/Travel & Cert's	03-Public Safety	50.00		0.00
Total RIVERSIDE COUNTY SHERIFF'S DEPARTMENT						50.00	50.00	0.00
RSI PETROLEUM-INC.								
Bill	04/30/2021	RSI PETROLEUM-INC.		2000 - Accounts Payables			5,184.70	-5,184.70
Bill	04/30/2021	RSI PETROLEUM-INC.	FUEL	5423 - Fuel	03-Public Safety	1,309.20		-3,875.44
Bill	04/30/2021	RSI PETROLEUM-INC.	FUEL	5423 - Fuel	04-Roads	325.45		-3,549.99
Bill	04/30/2021	RSI PETROLEUM-INC.	FUEL	5423 - Fuel	05-Water	2,351.85		-1,198.14
Bill	04/30/2021	RSI PETROLEUM-INC.	FUEL	5423 - Fuel	06-Sewer	203.04		-934.20
Bill	04/30/2021	RSI PETROLEUM-INC.	FUEL	5423 - Fuel	08-Solid Waste	601.78		-532.42
Bill	04/30/2021	RSI PETROLEUM-INC.	FUEL	5423 - Fuel	02-Parks & Rec	332.42		0.00
Total RSI PETROLEUM-INC						5,184.70	5,184.70	0.00
SNIDER, SUZETTE								
Bill	04/20/2021	SNIDER, SUZETTE		2000 - Accounts Payables			400.00	-400.00
Bill	04/20/2021	SNIDER, SUZETTE	25 RELEASE OF LIENS	5673 - Misc. Contract Services	02-Parks & Rec	357.00		-43.00
Bill	04/20/2021	SNIDER, SUZETTE	3 COVENANTS	5673 - Misc. Contract Services	05-Water	43.00		0.00
Total SNIDER, SUZETTE						400.00	400.00	0.00
SOUTHERN CALIFORNIA EDISON								
Bill	04/01/2021	SOUTHERN CALIFORNIA EDISON		2000 - Accounts Payables			4,901.14	-4,901.14
Bill	04/01/2021	SOUTHERN CALIFORNIA EDISON	ELECTRICITY - MAR	5315 - Electric	05-Water	4,061.14		0.00
Bill	04/30/2021	SOUTHERN CALIFORNIA EDISON		2000 - Accounts Payables			010.90	610.90
Bill	04/30/2021	SOUTHERN CALIFORNIA EDISON	ELECTRICITY - FIRE	5315 - Electric	07-Fire	010.90		0.00
Bill	04/30/2021	SOUTHERN CALIFORNIA EDISON	700464457464	2000 - Accounts Payables			480.08	-480.08
Bill	04/30/2021	SOUTHERN CALIFORNIA EDISON	ELECTRICITY - LIGHTS	5315 - Electric	04-Roads	480.08		0.00
Bill	04/30/2021	SOUTHERN CALIFORNIA EDISON		2000 - Accounts Payables			0,349.06	-0,349.06
Bill	04/30/2021	SOUTHERN CALIFORNIA EDISON	ELECTRICITY	5315 - Electric	01-Admin	823.46		-8,525.00
Bill	04/30/2021	SOUTHERN CALIFORNIA EDISON	ELECTRICITY	5315 - Electric	02-Parks & Rec	473.03		-8,051.67
Bill	04/30/2021	SOUTHERN CALIFORNIA EDISON	ELECTRICITY	5315 - Electric	04-Roads	13.55		-8,038.12
Bill	04/30/2021	SOUTHERN CALIFORNIA EDISON	ELECTRICITY	5315 - Electric	05-Water	0,502.83		-1,445.29
Bill	04/30/2021	SOUTHERN CALIFORNIA EDISON	ELECTRICITY	5315 - Electric	06-Sewer	1,445.29		0.00
Bill	04/30/2021	SOUTHERN CALIFORNIA EDISON		2000 - Accounts Payables			274.17	-274.17
Bill	04/30/2021	SOUTHERN CALIFORNIA EDISON	ELECTRICTY - PELLISIER BLDG \$253.29(MAR) 20.88(APR)	5315 - Electric	05-Water	274.17		0.00
Total SOUTHERN CALIFORNIA EDISON						15,070.31	15,070.31	0.00
SPECIAL DISTRICTS RISK MANAGEM								
Bill	04/01/2021	SPECIAL DISTRICTS RISK MANA		2000 - Accounts Payables			15,500.88	-15,500.88
Bill	04/01/2021	SPECIAL DISTRICTS RISK MANA	MEDICAL INSURANCE (APR)	5135 - Medical Insurance	01-Admin	3,202.47		-12,298.41
Bill	04/01/2021	SPECIAL DISTRICTS RISK MANA	MEDICAL INSURANCE (APR)	5135 - Medical Insurance	02-Parks & Rec	629.33		-11,669.08
Bill	04/01/2021	SPECIAL DISTRICTS RISK MANA	MEDICAL INSURANCE (APR)	5135 - Medical Insurance	03-Public Safety	3,975.80		-7,693.28
Bill	04/01/2021	SPECIAL DISTRICTS RISK MANA	MEDICAL INSURANCE (APR)	5135 - Medical Insurance	05-Water	5,431.40		-2,261.88
Bill	04/01/2021	SPECIAL DISTRICTS RISK MANA	MEDICAL INSURANCE (APR)	5135 - Medical Insurance	06-Sewer	2,261.88		0.00
Bill	04/01/2021	SPECIAL DISTRICTS RISK MANA		2000 - Accounts Payables			952.85	-952.85
Bill	04/01/2021	SPECIAL DISTRICTS RISK MANA	DENTAL INSURANCE (APR)	5139 - Dental Insurance	01-Admin	144.45		-808.40
Bill	04/01/2021	SPECIAL DISTRICTS RISK MANA	DENTAL INSURANCE (APR)	5139 - Dental Insurance	02-Parks & Rec	09.03		-799.37
Bill	04/01/2021	SPECIAL DISTRICTS RISK MANA	DENTAL INSURANCE (APR)	5139 - Dental Insurance	03-Public Safety	232.25		-566.62
Bill	04/01/2021	SPECIAL DISTRICTS RISK MANA	DENTAL INSURANCE (APR)	5139 - Dental Insurance	05-Water	255.09		-311.45
Bill	04/01/2021	SPECIAL DISTRICTS RISK MANA	DENTAL INSURANCE (APR)	5139 - Dental Insurance	06-Sewer	109.28		-142.15
Bill	04/01/2021	SPECIAL DISTRICTS RISK MANA	VISION INSURANCE (APR)	5143 - Vision Insurance	01-Admin	24.93		-117.22
Bill	04/01/2021	SPECIAL DISTRICTS RISK MANA	VISION INSURANCE (APR)	5143 - Vision Insurance	02-Parks & Rec	12.77		-104.45
Bill	04/01/2021	SPECIAL DISTRICTS RISK MANA	VISION INSURANCE (APR)	5143 - Vision Insurance	03-Public Safety	39.06		-64.49
Bill	04/01/2021	SPECIAL DISTRICTS RISK MANA	VISION INSURANCE (APR)	5143 - Vision Insurance	05-Water	44.30		-20.19
Bill	04/01/2021	SPECIAL DISTRICTS RISK MANA	VISION INSURANCE (APR)	5143 - Vision Insurance	06-Sewer	20.19		0.00
Total SPECIAL DISTRICTS RISK MANAGEM						10,453.73	10,453.73	0.00
STREAMLINE, INC								
Bill	04/01/2021	STREAMLINE, INC		2000 - Accounts Payables			200.00	-200.00
Bill	04/01/2021	STREAMLINE, INC	MONTHLY MEMBER FEE - WEBSITE	5673 - Misc. Contract Services	01-Admin	200.00		0.00
Total STREAMLINE, INC						200.00	200.00	0.00
TEHACHAPI CUMMINGS COUNTY WATE								
Bill	04/15/2021	TEHACHAPI CUMMINGS COUNTY		2000 - Accounts Payables			708.81	-708.81
Bill	04/15/2021	TEHACHAPI CUMMINGS COUNTY	TEHACHAPI RUWMP SHARE OF INV#200475075	5543 - Water Purchase Domestic	05-Water	708.81		0.00
Bill	04/30/2021	TEHACHAPI CUMMINGS COUNTY		2000 - Accounts Payables			4,612.61	-4,612.61
Bill	04/30/2021	TEHACHAPI CUMMINGS COUNTY	DOMESTIC WATER	5543 - Water Purchase Domestic	05-Water	4,612.61		0.00
Total TEHACHAPI CUMMINGS COUNTY WATE						5,321.42	5,321.42	0.00
TEHACHAPI NEWS								
Bill	04/30/2021	TEHACHAPI NEWS		2000 - Accounts Payables			95.00	-95.00
Bill	04/30/2021	TEHACHAPI NEWS	ASSESSMENTS NOTICE OF HEARING - PD	5219 - Publications & Legals	03-Public Safety	23.75		-71.25
Bill	04/30/2021	TEHACHAPI NEWS	ASSESSMENTS NOTICE OF HEARING - ROADS	5219 - Publications & Legals	04-Roads	23.75		-47.50
Bill	04/30/2021	TEHACHAPI NEWS	ASSESSMENTS NOTICE OF HEARING - WATER	5219 - Publications & Legals	05-Water	23.75		-23.75
Bill	04/30/2021	TEHACHAPI NEWS	ASSESSMENTS NOTICE OF HEARING - SEWER	5219 - Publications & Legals	06-Sewer	23.75		0.00
Total TEHACHAPI NEWS						95.00	95.00	0.00
TEL TEC SECURITY SYSTEMS, INC.								
Bill	04/01/2021	TEL TEC SECURITY SYSTEMS, INC.		2000 - Accounts Payables			30.00	-30.00
Bill	04/01/2021	TEL TEC SECURITY SYSTEMS, INC.	ALARM MONITORING SYSTEM	5673 - Misc. Contract Services	02-Parks & Rec	30.00		0.00
Total TEL TEC SECURITY SYSTEMS, INC						30.00	30.00	0.00
UMPQUA BANK								
Bill	04/30/2021	UMPQUA BANK		2000 - Accounts Payables			4,165.60	-4,165.60
Bill	04/30/2021	UMPQUA BANK	CREDIT CARD	2102 - CSDA-Bank of Umpqua	01-Admin	276.30		-3,889.30
Bill	04/30/2021	UMPQUA BANK	CREDIT CARD	2102 - CSDA-Bank of Umpqua	02-Parks & Rec	1,990.39		-1,898.92
Bill	04/30/2021	UMPQUA BANK	CREDIT CARD	2102 - CSDA-Bank of Umpqua	03-Public Safety	1,209.86		-689.06
Bill	04/30/2021	UMPQUA BANK	CREDIT CARD	2102 - CSDA-Bank of Umpqua	04-Roads	122.45		-566.61
Bill	04/30/2021	UMPQUA BANK	CREDIT CARD	2102 - CSDA-Bank of Umpqua	05-Water	306.66		-259.05
Bill	04/30/2021	UMPQUA BANK	CREDIT CARD	2102 - CSDA-Bank of Umpqua	06-Sewer	197.39		-62.56
Bill	04/30/2021	UMPQUA BANK	CREDIT CARD	2102 - CSDA-Bank of Umpqua	08-Solid Waste	62.56		0.00
Total UMPQUA BANK						4,165.60	4,165.60	0.00
USA BLUE BOOK								
Bill	04/01/2021	USA BLUE BOOK		2000 - Accounts Payables			793.39	-793.39
Bill	04/01/2021	USA BLUE BOOK	SOCKET SET/WRENCH SET	5531 - Supplies & Materials	05-Water	497.79		-295.60
Bill	04/01/2021	USA BLUE BOOK	DPD PILLOWS/PAO STD SOLUTION/TSS FILTERS	5531 - Supplies & Materials	06-Sewer	295.60		0.00
Total USA BLUE BOOK						793.39	793.39	0.00

Stallion Springs Community Services District Payables Detail Report by Month

April 2021

Type	Date	Name	Memo	Account	Class	Debit	Credit	Balance
USA WASTE OF CALIFORNIA, INC.								
Bill	04/30/2021	USA WASTE OF CALIFORNIA, INC		2000 Accounts Payables			1,750.72	1,750.72
Bill	04/30/2021	USA WASTE OF CALIFORNIA, INC	8 ROLL OFFS - 2ND HALF ON ANOTHER INVOICE	5043 Refuse Collection	08-Solid Waste	1,750.72		0.00
Bill	04/30/2021	USA WASTE OF CALIFORNIA, INC		2000 Accounts Payables			3,701.04	3,701.04
Bill	04/30/2021	USA WASTE OF CALIFORNIA, INC	16 ROLL OFFS	5043 Refuse Collection	08-Solid Waste	3,701.04		0.00
Bill	04/30/2021	USA WASTE OF CALIFORNIA, INC		2000 Accounts Payables			995.80	995.80
Bill	04/30/2021	USA WASTE OF CALIFORNIA, INC	3 - 40 YD GREEN WASTE	5043 Refuse Collection	08-Solid Waste	995.80		0.00
Total USA WASTE OF CALIFORNIA, INC.						0,454.10	0,454.10	0.00
VERIZON WIRELESS								
Bill	04/15/2021	VERIZON WIRELESS		2000 Accounts Payables			108.72	-108.72
Bill	04/15/2021	VERIZON WIRELESS	CELL PHONE - PD	5039 Radio/Repeater/Cellphone	03-Public Safety	127.80		40.02
Bill	04/15/2021	VERIZON WIRELESS	CELL PHONE - ON CALL	5039 Radio/Repeater/Cellphone	05-Water	40.92		0.00
Total VERIZON WIRELESS							168.72	0.00
TOTAL						264,061.64	264,661.64	0.00

Stallion Springs Community Services District
Balance Sheet
As of April 30, 2021

Apr 30, 21

ASSETS

Current Assets

Checking/Savings

1100 · County of Kern Funds

1115 · Cash On Account-50380 General	768,326.00
1116 · Cash On Account-50384 Slef	158,163.58
1117 · Cash On Account-50385 Water	85,636.95
1118 · Cash On Account-50390 Cap. Imp	2,926,631.12
1119 · Cash On Account-50395 Bond	20,477.13
1121 · Cash On Account-50386 Sewer	8,973.92
1122 · Cash On Account-50387 Roads	331,520.59
1123 · Cash On Account-50388 Police	119,399.67
1124 · Cash On Account-50389 Mailbox	0.01
1125 · Cash On Account-50391 SSDLQ	2,374.73
1126 · Cash On Account-50392 PD/Admin	629.95
1127 · Cash On Account-50393 Wtr Flat	6,341.86
1128 · Cash On Account-50394 Swr Flat	4,623.23
1129 · Cash On Account-County FMV	80,246.00

Total 1100 · County of Kern Funds 4,513,344.74

1130 · Cash On Account-Petty Cash 900.00

1140 · Cash-Bank of the Sierra 324,708.07

1150 · Cash-Bank of the West 366,127.96

Total Checking/Savings 5,205,080.77

Stallion Springs Community Services District
Profit & Loss by Class YTD

July 2020 thru April 2021

Accrual Basis

Ordinary Income/Expense	01-Admin	02-Parks & Rec	03-Public Safety	04-Roads	05-Water	06-Sewer	07-Fire	08-Solid Waste	09-Art Comm	TOTAL
Income										
4100 - Tax Revenues										
4110 - Property Taxes, Current	123,791.99	200,000.00	475,000.00	0.00	0.00	0.00	0.00	0.00	0.00	798,791.99
4119 - Prior Secured Property Taxes	1,232.57	0.00	0.00	0.00	0.00	0.00	0.00	0.00	0.00	1,232.57
4120 - G.F. Fines Forfeits & Penalties	365.34	0.00	0.00	0.00	0.00	0.00	0.00	0.00	0.00	365.34
4123 - Current Unsec. Property Taxes	97,861.24	0.00	0.00	0.00	0.00	0.00	0.00	0.00	0.00	97,861.24
4127 - Prior Unsec. Property Taxes	-495.10	0.00	0.00	0.00	0.00	0.00	0.00	0.00	0.00	-495.10
4131 - Homeowner's Exemption	936.94	0.00	0.00	0.00	0.00	0.00	0.00	0.00	0.00	936.94
Total 4100 - Tax Revenues	223,792.98	200,000.00	475,000.00	0.00	0.00	0.00	0.00	0.00	0.00	898,792.98
4200 - Road Assessment Revenues										
4215 - Road Assessment Current	0.00	0.00	0.00	311,038.20	0.00	0.00	0.00	0.00	0.00	311,038.20
4219 - Road Assessment Prior	0.00	0.00	0.00	11,943.83	0.00	0.00	0.00	0.00	0.00	11,943.83
4220 - Road Fines Forfeits & Penalties	0.00	0.00	0.00	3,323.72	0.00	0.00	0.00	0.00	0.00	3,323.72
4223 - Road Assessment Interest	0.00	0.00	0.00	2,965.35	0.00	0.00	0.00	0.00	0.00	2,965.35
Total 4200 - Road Assessment Revenues	0.00	0.00	0.00	328,973.10	0.00	0.00	0.00	0.00	0.00	328,973.10
4300 - Water Revenues										
4315 - Water Avail. Current	0.00	0.00	0.00	82,465.40	0.00	0.00	0.00	0.00	0.00	82,465.40
4319 - Water Avail. Prior	0.00	0.00	0.00	1,787.34	0.00	0.00	0.00	0.00	0.00	1,787.34
4320 - Wtr-Fines Forfeits & Penalties	0.00	0.00	0.00	706.67	0.00	0.00	0.00	0.00	0.00	706.67
4323 - Water Avail. Interest	0.00	0.00	0.00	672.29	0.00	0.00	0.00	0.00	0.00	672.29
4327 - Water Sales Domestic	0.00	0.00	0.00	504,686.70	0.00	0.00	0.00	0.00	0.00	504,686.70
4329 - Water Recharge	0.00	0.00	0.00	9,925.50	0.00	0.00	0.00	0.00	0.00	9,925.50
4335 - Water Meter Revenues	0.00	0.00	0.00	28,275.00	0.00	0.00	0.00	0.00	0.00	28,275.00
4339 - Water Connections	0.00	0.00	0.00	4,061.20	0.00	0.00	0.00	0.00	0.00	4,061.20
4347 - Water Capacity Fees	0.00	0.00	0.00	222,459.00	0.00	0.00	0.00	0.00	0.00	222,459.00
4349 - Water Service Charge	0.00	0.00	0.00	330,264.79	0.00	0.00	0.00	0.00	0.00	330,264.79
4351 - Backflow Service Charge & Repa	0.00	65.00	0.00	1,235.00	0.00	0.00	0.00	0.00	0.00	1,300.00
Total 4300 - Water Revenues	0.00	65.00	0.00	1,180,538.89	0.00	0.00	0.00	0.00	0.00	1,180,603.89
4400 - Sewer Revenues										
4415 - Sewer Avail. Current	0.00	0.00	0.00	0.00	0.00	8,646.28	0.00	0.00	0.00	8,646.28
4419 - Sewer Avail. Prior	0.00	0.00	0.00	0.00	0.00	255.86	0.00	0.00	0.00	255.86
4420 - Swr-Fines Forfeits & Penalties	0.00	0.00	0.00	0.00	0.00	141.58	0.00	0.00	0.00	141.58
4423 - Sewer Avail. Interest	0.00	0.00	0.00	0.00	0.00	69.75	0.00	0.00	0.00	69.75
4427 - Sewer Service Charge	0.00	0.00	0.00	0.00	0.00	294,530.65	0.00	0.00	0.00	294,530.65
4431 - Sewer Connection Fees	0.00	0.00	0.00	0.00	0.00	13,125.00	0.00	0.00	0.00	13,125.00
4435 - Sewer Capacity Fees	0.00	0.00	0.00	0.00	0.00	43,190.00	0.00	0.00	0.00	43,190.00
4439 - Refuse Collection Res.	0.00	0.00	0.00	0.00	0.00	0.00	0.00	148,625.60	0.00	148,625.60
4441 - Refuse Vehicle Decal	0.00	0.00	0.00	0.00	0.00	0.00	0.00	7,515.00	0.00	7,515.00
Total 4400 - Sewer Revenues	0.00	0.00	0.00	0.00	0.00	359,959.12	0.00	156,140.60	0.00	516,099.72
4500 - Miscellaneous Revenue										
4515 - Interest From Taxes & Bank	10,168.58	0.00	0.00	0.00	0.00	0.00	0.00	0.00	0.00	10,168.58
4517 - Interest From Capital Imp	4,601.31	0.00	0.00	1,222.45	8,833.63	2,600.08	0.00	916.38	465.93	18,723.58
4518 - Interest From SLEF	0.00	0.00	1,437.00	0.00	0.00	0.00	0.00	0.00	0.00	1,437.00
4523 - Fishing Permit Fee	0.00	3,220.00	0.00	0.00	0.00	0.00	0.00	0.00	0.00	3,220.00
4527 - Mailbox Maint. Fee	4,505.00	0.00	0.00	0.00	0.00	0.00	0.00	0.00	0.00	4,505.00
4531 - Rent	275.00	-1,396.00	0.00	0.00	0.00	0.00	0.00	0.00	0.00	-1,121.00
4535 - Penalties	0.00	0.00	0.00	0.00	15,952.02	0.00	0.00	0.00	0.00	15,952.02
4539 - Misc Revenue	9,204.80	711.71	251,572.46	0.00	183,378.03	2,884.96	0.00	0.00	21,063.75	468,815.71
4541 - Weed Abatement Income	0.00	37,698.05	0.00	0.00	0.00	0.00	0.00	0.00	0.00	37,698.05
4543 - Encroachment Permit Fees	2,405.00	0.00	0.00	0.00	0.00	0.00	0.00	0.00	0.00	2,405.00
4551 - Police Charges	0.00	0.00	1,548.27	0.00	0.00	0.00	0.00	0.00	0.00	1,548.27
4553 - Police Invoiced Fees	125.00	0.00	930.00	0.00	160.00	0.00	0.00	0.00	0.00	1,215.00
4559 - Solid NSF Charge	0.00	0.00	0.00	0.00	0.00	0.00	0.00	0.00	0.00	0.00
4567 - Police Staff	0.00	0.00	156,726.58	0.00	0.00	0.00	0.00	0.00	0.00	156,726.58
4572 - Adm/CPD Citation Revenue	6,251.58	0.00	390.00	0.00	0.00	0.00	0.00	0.00	0.00	6,641.58
4577 - Park Program Revenue	0.00	1,886.00	0.00	0.00	0.00	0.00	0.00	0.00	0.00	1,886.00
4579 - Library Revenue	0.00	80.00	0.00	0.00	0.00	0.00	0.00	0.00	0.00	80.00
Total 4500 - Miscellaneous Revenue	37,536.27	42,293.51	412,604.31	1,222.45	208,323.73	5,485.04	0.00	916.38	21,529.68	725,911.37
4600 - Police Revenues										
4615 - Police Current Secured	0.00	0.00	113,637.86	0.00	0.00	0.00	0.00	0.00	0.00	113,637.86
4619 - Police Asmt-Prior Secured	0.00	0.00	3,754.85	0.00	0.00	0.00	0.00	0.00	0.00	3,754.85
4620 - PD-Fines, Forfeits & Penalties	0.00	0.00	708.75	0.00	0.00	0.00	0.00	0.00	0.00	708.75
4623 - Police Asmt. Interest	0.00	0.00	937.84	0.00	0.00	0.00	0.00	0.00	0.00	937.84
Total 4600 - Police Revenues	0.00	0.00	119,039.30	0.00	0.00	0.00	0.00	0.00	0.00	119,039.30
4700 - Mailbox Revenues										
4720 - MB-Fines, Forfeits & Penalties	319.45	0.00	0.00	0.00	0.00	0.00	0.00	0.00	0.00	319.45
4723 - Lock Mailbox Asmt.-Interest	0.25	0.00	0.00	0.00	0.00	0.00	0.00	0.00	0.00	0.25
Total 4700 - Mailbox Revenues	319.70	0.00	0.00	0.00	0.00	0.00	0.00	0.00	0.00	319.70

Stallion Springs Community Services District
Profit & Loss by Class YTD
 July 2020 thru April 2021

	01-Admin	02-Parks & Rec	03-Public Safety	04-Roads	05-Water	06-Sewer	07-Fire	08-Solid Waste	09-Air Comm	TOTAL
4800 - Tax Lien DLQ Revenue										
4815 - SSDLC-Current	862.30	0.00	0.00	0.00	0.00	0.00	0.00	0.00	0.00	862.30
4819 - SSDLC-Prior	1,212.69	0.00	0.00	0.00	0.00	0.00	0.00	0.00	0.00	1,212.69
4820 - SSDLC-Fines, Forfeits & Pen	289.09	0.00	0.00	0.00	0.00	0.00	0.00	0.00	0.00	289.09
4823 - SSDLC-Interest	11.95	0.00	0.00	0.00	0.00	0.00	0.00	0.00	0.00	11.95
Total 4800 - Tax Lien DLQ Revenue	2,376.03	0.00	0.00	0.00	0.00	0.00	0.00	0.00	0.00	2,376.03
4900 - PD/Admin Bldg. Revenue										
4915 - PD/Admin Bldg-Current	190.73	0.00	0.00	0.00	0.00	0.00	0.00	0.00	0.00	190.73
4919 - PD/Admin Bldg-Prior	40.16	0.00	0.00	0.00	0.00	0.00	0.00	0.00	0.00	40.16
4920 - BLDG-Fines, Forfeits & Pen	36.38	0.00	0.00	0.00	0.00	0.00	0.00	0.00	0.00	36.38
4923 - PD/Admin Bldg-Interest	12.28	0.00	0.00	0.00	0.00	0.00	0.00	0.00	0.00	12.28
Total 4900 - PD/Admin Bldg. Revenue	279.55	0.00	0.00	0.00	0.00	0.00	0.00	0.00	0.00	279.55
5000 - Inactive Flat Charges										
5015 - Inactive Wtr Flat-Current	0.00	0.00	0.00	0.00	5,900.88	0.00	0.00	0.00	0.00	5,900.88
5019 - Inactive Wtr Flat-Prior	0.00	0.00	0.00	0.00	365.69	0.00	0.00	0.00	0.00	365.69
5020 - Inactive Wtr Flat-Fines, Forfe	0.00	0.00	0.00	0.00	43.15	0.00	0.00	0.00	0.00	43.15
5023 - Inactive Wtr Flat-Interest	0.00	0.00	0.00	0.00	37.92	0.00	0.00	0.00	0.00	37.92
5027 - Inactive Swr Flat-Current	0.00	0.00	0.00	0.00	4,619.25	0.00	0.00	0.00	0.00	4,619.25
5033 - Inactive Swr Flat-Interest	0.00	0.00	0.00	0.00	4.76	0.00	0.00	0.00	0.00	4.76
Total 5000 - Inactive Flat Charges	0.00	0.00	0.00	0.00	5,347.64	4,624.01	0.00	0.00	0.00	10,971.65
Total Income	264,304.53	242,358.51	1,006,643.51	330,195.55	1,395,210.26	370,068.17	0.00	157,055.98	21,529.58	3,787,367.29
Gross Profit	264,304.53	242,358.51	1,006,643.51	330,195.55	1,395,210.26	370,068.17	0.00	157,055.98	21,529.58	3,787,367.29
Expense										
5100 - Personnel Expenses										
5115 - Regular Salaries	255,167.11	55,498.85	269,380.07	0.00	225,644.42	56,331.27	0.00	0.00	0.00	962,021.72
5127 - FICA	19,730.36	4,245.65	20,607.58	0.00	17,173.44	4,309.34	0.00	0.00	0.00	66,066.37
5131 - Worker's Compensation Ins	5,495.70	6,450.00	25,385.86	0.00	21,000.00	4,950.00	700.00	0.00	0.00	63,981.56
5135 - Medical Insurance	32,274.38	5,932.28	21,072.98	0.00	49,448.24	21,324.24	0.00	0.00	0.00	130,052.12
5139 - Dental Insurance	-926.82	661.24	1,552.10	0.00	2,399.34	1,069.34	0.00	0.00	0.00	4,775.28
5143 - Vision Insurance	271.92	126.98	279.42	0.00	418.42	200.70	0.00	0.00	0.00	1,287.44
5149 - CalPERS Retirement (CSD)	34,828.90	6,428.87	62,768.38	0.00	30,976.11	8,535.12	0.00	0.00	0.00	143,537.38
5150 - CalPERS Retirement (Employees)	0.00	0.00	0.00	0.00	0.00	0.00	0.00	0.00	0.00	0.00
5155 - Disability Insurance	1,186.71	484.68	597.08	0.00	1,696.38	470.19	0.00	0.00	0.00	4,493.04
5159 - Unemployment	1,197.70	0.00	0.00	0.00	0.00	0.00	0.00	0.00	0.00	2,197.70
Total 5100 - Personnel Expenses	350,225.96	79,848.55	401,643.47	0.00	348,756.43	97,190.20	700.00	0.00	0.00	1,278,364.61
5200 - General & Administrative										
5215 - Insurance	12,909.19	2,700.00	24,412.22	2,600.00	23,513.72	4,000.00	0.00	4,401.67	0.00	74,736.80
5219 - Publications & Legals	450.00	0.00	23.75	23.75	23.75	23.75	0.00	0.00	0.00	545.00
5223 - Postage & UPS	327.63	130.82	114.01	392.44	2,842.09	407.00	0.00	0.00	0.00	4,213.99
5227 - Office Supplies	2,278.61	64.59	332.07	0.00	78.18	0.00	0.00	37.21	0.00	2,796.86
5231 - Training/Travel & Cert's	0.00	0.00	3,146.93	0.00	-111.47	119.55	0.00	0.00	0.00	3,155.01
5235 - Dues & Subscriptions	9,560.25	518.02	10,441.82	0.00	370.19	612.00	0.00	0.00	0.00	21,562.28
5239 - Director's Fees	4,200.00	0.00	0.00	0.00	0.00	0.00	0.00	0.00	0.00	4,200.00
5247 - Maintenance & Repair	0.00	1,416.18	0.00	0.00	0.00	0.00	0.00	0.00	0.00	1,416.18
5253 - Expense Account	398.26	0.00	165.12	0.00	0.00	0.00	0.00	64.24	0.00	587.62
5257 - Permits/Fees/Inspection	0.00	3,356.75	1,527.32	44.00	10,885.65	5,273.87	0.00	4,982.00	0.00	26,465.59
5261 - Clothing/Safety Equip/Uniform	0.00	0.00	572.60	0.00	38.51	0.00	0.00	0.00	0.00	611.11
5265 - Printing Cost	0.00	12.54	69.82	69.82	69.82	69.82	0.00	0.00	0.00	251.82
5272 - Weed Abatement Cost	0.00	9,300.00	0.00	0.00	0.00	0.00	0.00	0.00	0.00	9,300.00
5279 - Internet	321.93	315.55	0.00	0.00	0.00	0.00	0.00	0.00	0.00	637.48
Total 5200 - General & Administrative	30,802.07	17,814.45	40,805.66	3,330.01	37,710.44	10,505.99	700.00	9,485.12	0.00	150,453.74
5300 - Utilities										
5315 - Electric	7,229.10	5,489.85	0.00	4,454.80	86,579.36	14,701.79	-13.05	0.00	0.00	118,441.85
5319 - Telephone	2,939.79	152.23	0.00	0.00	975.33	0.00	0.00	0.00	0.00	4,067.35
5323 - Propane	790.67	0.00	0.00	0.00	0.00	0.00	0.00	0.00	0.00	790.67
5327 - Natural Gas	832.14	2,350.04	0.00	0.00	921.42	0.00	70.25	0.00	0.00	4,173.85
Total 5300 - Utilities	11,791.70	7,992.12	0.00	4,454.80	88,476.11	14,701.79	57.20	0.00	0.00	127,473.72
5400 - Rolling Stock & Equipment										
5415 - R & S Vehicles	0.00	1,107.10	3,261.20	2,052.14	15,270.91	1,363.26	0.00	9.61	0.00	23,054.22
5419 - R & S Equipment	0.00	0.00	0.00	5,070.65	4,466.32	4,466.32	0.00	141.91	0.00	19,882.15
5423 - Fuel	9.56	2,035.67	8,458.85	4,052.88	20,312.63	2,613.13	0.00	2,863.76	0.00	43,366.48
Total 5400 - Rolling Stock & Equipment	9.56	4,325.84	11,720.05	11,175.87	40,069.86	3,976.39	0.00	3,035.28	0.00	74,312.85

Stallion Springs Community Services District
Profit & Loss by Class YTD
 July 2020 thru April 2021

	01-Admin	02-Parks & Rec	03-Public Safety	04-Roads	05-Water	06-Sewer	07-Fire	08-Solid Waste	09-Art Comm	TOTAL
5500 - Supplies										
5515 - Amterial	567.39	569.09	3.21	0.00	0.00	0.00	0.00	0.00	0.00	1,139.69
5515 - Water Meters	0.00	0.00	0.00	0.00	2,057.48	0.00	0.00	0.00	0.00	2,057.48
5525 - Chemicals	0.00	0.00	0.00	1,885.25	1,090.87	0.00	0.00	0.00	0.00	16,726.75
5527 - Road Patch	0.00	0.00	0.00	162.38	0.00	0.00	0.00	0.00	0.00	162.38
5531 - Supplies & Materials	3,119.55	1,106.46	499.00	2,924.07	37,317.77	2,244.41	0.00	2,840.35	0.00	50,051.62
5533 - Tools & Equipment	490.31	5,080.74	2,339.34	130.95	27.60	62.56	0.00	728.86	0.00	8,860.36
5543 - Water Purchase Domestic	0.00	0.00	0.00	79,135.71	0.00	0.00	0.00	0.00	0.00	79,135.71
Total 5500 - Supplies	4,177.25	6,756.29	2,841.55	5,105.85	119,629.43	16,054.60	0.00	3,589.22	0.00	158,133.99
5600 - Outside Services										
5615 - Legal	4,449.30	16,075.97	7,303.40	0.00	672.60	6,104.57	0.00	79.60	0.00	34,686.84
5619 - Engineering	0.00	0.00	0.00	3,478.75	0.00	0.00	0.00	0.00	0.00	3,478.75
5623 - Audit	19,000.00	0.00	0.00	0.00	0.00	0.00	0.00	0.00	0.00	19,000.00
5631 - Lab Analysis	0.00	0.00	2,243.55	0.00	14,005.50	14,382.00	0.00	0.00	0.00	30,631.05
5635 - Elections	0.00	0.00	-120.00	0.00	0.00	0.00	0.00	0.00	0.00	-120.00
5639 - Radio/Repeater/Cellphone	0.00	0.00	1,285.83	0.00	411.68	0.00	0.00	0.00	0.00	1,697.51
5643 - Refuse Collection	0.00	48.26	0.00	0.00	0.00	1,150.60	0.00	69,863.21	0.00	71,062.07
5647 - Copier Maintenance	2,779.00	0.00	0.00	0.00	0.00	0.00	0.00	0.00	0.00	2,779.00
5651 - Postage Meter Lease	567.08	0.00	0.00	0.00	0.00	0.00	0.00	0.00	0.00	567.08
5655 - Rent & Lease Equipment	0.00	0.00	0.00	0.00	1,938.86	0.00	0.00	623.54	0.00	2,564.40
5657 - Employee Physicals	0.00	0.00	2,566.00	0.00	30.00	0.00	0.00	0.00	0.00	2,596.00
5674 - Misc. Contract Services	19,700.12	6,526.85	5,707.70	0.00	17,064.75	4,290.38	0.00	17,331.05	15.00	70,635.85
5681 - KC Collection Of Taxes	10,147.81	0.00	626.08	575.80	27,977.11	140.92	0.00	0.00	0.00	39,467.82
5685 - Service Fees - Payroll/AP	3,277.48	0.00	0.00	0.00	0.00	0.00	0.00	0.00	0.00	3,277.48
Total 5600 - Outside Services	59,920.79	22,652.08	19,612.56	4,054.65	62,100.50	26,068.47	0.00	87,899.60	15.00	282,323.65
5700 - Parks & Recreation										
5705 - Swimming Pool Expense	0.00	117.76	0.00	0.00	0.00	0.00	0.00	0.00	0.00	117.76
5709 - Programs & Event Expense	0.00	2,826.98	218.35	0.00	0.00	0.00	0.00	0.00	0.00	3,045.33
Total 5700 - Parks & Recreation	0.00	2,944.74	218.35	0.00	0.00	0.00	0.00	0.00	0.00	3,163.09
5800 - Grants										
5806 - PD Grant/AB109-Service Expense	0.00	0.00	1,181.52	0.00	0.00	0.00	0.00	0.00	0.00	1,181.52
Total 5800 - Grants	0.00	0.00	1,181.52	0.00	0.00	0.00	0.00	0.00	0.00	1,181.52
Total Expense	4,56,927.33	142,334.07	478,023.16	28,120.88	696,742.77	168,497.44	757.20	103,989.22	15.00	2,075,407.17
Net Ordinary Income	-192,622.80	100,024.44	528,620.45	302,074.57	698,467.49	201,570.73	-757.20	53,067.76	21,514.68	1,711,960.12
Other Income/Expense										
7100 - Administration Allocation	-374,734.41	28,105.09	51,525.99	117,104.51	117,104.50	23,420.91	0.00	32,789.26	4,684.15	0.00
8000 - Capital Expenses	0.00	0.00	12,580.26	0.00	0.00	0.00	0.00	2,646.40	0.00	15,226.66
8015 - Capital Equipment	0.00	0.00	0.00	34,750.00	0.00	0.00	0.00	0.00	0.00	34,750.00
8025 - Capital Improvements	1,000.00	0.00	0.00	0.00	24,463.38	0.00	0.00	0.00	0.00	25,463.38
8027 - Capital Contracts	0.00	0.00	37,500.25	0.00	0.00	0.00	0.00	0.00	0.00	37,500.25
8029 - Interest Expense	0.00	0.00	0.00	42,560.84	38,957.14	9,155.07	0.00	0.00	0.00	90,673.05
Total 8000 - Capital Expenses	1,000.00	0.00	50,080.51	77,330.84	63,440.52	9,155.07	0.00	2,646.40	0.00	203,663.34
Total Other Expense	-373,734.41	28,105.09	101,616.50	194,435.35	180,545.02	32,575.98	0.00	35,435.66	4,684.15	203,663.34
Net Other Income	373,734.41	-28,105.09	-101,616.50	-194,435.35	-180,545.02	-32,575.98	0.00	-35,435.66	-4,684.15	-203,663.34
Net Income	181,111.61	71,919.35	427,003.95	107,639.22	517,922.47	168,994.75	-757.20	17,632.10	16,830.53	1,506,296.76

Stallion Springs Community Services District
Profit & Loss by Class
 April 2021

9:45 AM
 05/12/21
 Accrual Basis

Ordinary Income/Expense	01-Admin	02-Parks & Rec	03-Public Safety	04-Roads	05-Water	06-Sewer	07-Fire	08-Solid Waste	09-Art Comm	TOTAL
Income										
4100 - Tax Revenues	123,791.99	200,000.00	19,686.50	0.00	0.00	0.00	0.00	0.00	0.00	343,478.49
4115 - Property Taxes, Current	71.55	0.00	0.00	0.00	0.00	0.00	0.00	0.00	0.00	71.55
4119 - Prior Secured Property Taxes	32.83	0.00	0.00	0.00	0.00	0.00	0.00	0.00	0.00	32.83
4120 - G.F. Fines Forfeits & Penalties	273.64	0.00	0.00	0.00	0.00	0.00	0.00	0.00	0.00	273.64
4123 - Current Unsec. Property Taxes	-219.08	0.00	0.00	0.00	0.00	0.00	0.00	0.00	0.00	-219.08
4127 - Prior Unsec. Property Taxes	123,950.93	200,000.00	19,686.50	0.00	0.00	0.00	0.00	0.00	0.00	343,637.43
Total 4100 - Tax Revenues	0.00	0.00	0.00	0.00	0.00	0.00	0.00	0.00	0.00	0.00
4200 - Road Assessment Revenues										
4215 - Road Assessment Current	0.00	0.00	0.00	110,215.71	0.00	0.00	0.00	0.00	0.00	110,215.71
4219 - Road Assessment Prior	0.00	0.00	0.00	1,938.00	0.00	0.00	0.00	0.00	0.00	1,938.00
4220 - Road-Fines Forfeits & Penalties	0.00	0.00	0.00	1,592.22	0.00	0.00	0.00	0.00	0.00	1,592.22
4223 - Road Assessment Interest	0.00	0.00	0.00	418.33	0.00	0.00	0.00	0.00	0.00	418.33
Total 4200 - Road Assessment Revenues	0.00	0.00	0.00	114,164.26	0.00	0.00	0.00	0.00	0.00	114,164.26
4300 - Water Revenues										
4315 - Water Avail. Current	0.00	0.00	0.00	0.00	31,410.22	0.00	0.00	0.00	0.00	31,410.22
4319 - Water Avail. Prior	0.00	0.00	0.00	0.00	390.04	0.00	0.00	0.00	0.00	390.04
4320 - Wtr-Fines Forfeits & Penalties	0.00	0.00	0.00	0.00	320.25	0.00	0.00	0.00	0.00	320.25
4323 - Water Avail. Interest	0.00	0.00	0.00	0.00	104.07	0.00	0.00	0.00	0.00	104.07
4327 - Water Sales Domestic	0.00	0.00	0.00	0.00	68,775.03	0.00	0.00	0.00	0.00	68,775.03
4329 - Water Recharge	0.00	0.00	0.00	0.00	744.42	0.00	0.00	0.00	0.00	744.42
4335 - Water Meter Revenues	0.00	0.00	0.00	0.00	2,925.00	0.00	0.00	0.00	0.00	2,925.00
4339 - Water Connections	0.00	0.00	0.00	0.00	312.00	0.00	0.00	0.00	0.00	312.00
4347 - Water Capacity Fees	0.00	0.00	0.00	0.00	23,013.00	0.00	0.00	0.00	0.00	23,013.00
4349 - Water Service Charge	0.00	0.00	0.00	0.00	66,407.60	0.00	0.00	0.00	0.00	66,407.60
Total 4300 - Water Revenues	0.00	0.00	0.00	194,401.63	0.00	0.00	0.00	0.00	0.00	194,401.63
4400 - Sewer Revenues										
4415 - Sewer Avail. Current	0.00	0.00	0.00	0.00	0.00	3,398.94	0.00	0.00	0.00	3,398.94
4419 - Sewer Avail. Prior	0.00	0.00	0.00	0.00	0.00	118.72	0.00	0.00	0.00	118.72
4420 - Swr-Fines Forfeits & Penalties	0.00	0.00	0.00	0.00	0.00	127.50	0.00	0.00	0.00	127.50
4423 - Sewer Avail. Interest	0.00	0.00	0.00	0.00	0.00	10.28	0.00	0.00	0.00	10.28
4427 - Sewer Service Charge	0.00	0.00	0.00	0.00	0.00	58,745.57	0.00	0.00	0.00	58,745.57
4431 - Sewer Connection Fees	0.00	0.00	0.00	0.00	0.00	1,875.00	0.00	0.00	0.00	1,875.00
4435 - Sewer Capacity Fees	0.00	0.00	0.00	0.00	0.00	6,170.00	0.00	0.00	0.00	6,170.00
4439 - Refuse Collection Res.	0.00	0.00	0.00	0.00	0.00	0.00	0.00	29,834.96	0.00	29,834.96
4441 - Refuse Vehicle Decal	0.00	0.00	0.00	0.00	0.00	0.00	0.00	780.00	0.00	780.00
Total 4400 - Sewer Revenues	0.00	0.00	0.00	0.00	0.00	70,446.01	0.00	30,614.96	0.00	101,060.97
4500 - Miscellaneous Revenue										
4515 - Interest From Taxes & Bank	1,591.28	0.00	0.00	0.00	0.00	0.00	0.00	0.00	0.00	1,591.28
4517 - Interest From Capital Imp	1,978.10	18.39	0.00	278.68	2,036.85	768.20	0.00	214.07	1,153.4	5,409.63
4518 - Interest From SLEF	0.00	0.00	278.20	0.00	0.00	0.00	0.00	0.00	0.00	278.20
4523 - Fishing Permit Fee	0.00	420.00	0.00	0.00	0.00	0.00	0.00	0.00	0.00	420.00
4527 - Mailbox Maint. Fee	430.00	0.00	0.00	0.00	0.00	0.00	0.00	0.00	0.00	430.00
4531 - Rent	200.00	100.00	0.00	0.00	0.00	0.00	0.00	0.00	0.00	300.00
4535 - Penalties	0.00	0.00	0.00	0.00	171.09	0.00	0.00	0.00	0.00	171.09
4539 - Misc Revenue	342.44	0.00	250,000.00	0.00	0.00	0.00	0.00	0.00	4,385.00	254,727.44
4541 - Weed Abatement Income	17,073.41	0.00	0.00	0.00	0.00	0.00	0.00	0.00	0.00	17,073.41
4543 - Encroachment Permit Fees	325.00	0.00	0.00	0.00	0.00	0.00	0.00	0.00	0.00	325.00
4553 - Police Impound Fees	0.00	0.00	480.00	0.00	0.00	0.00	0.00	0.00	0.00	480.00
4572 - Adm/PD Citation Revenue	2,434.45	0.00	160.00	0.00	0.00	0.00	0.00	0.00	0.00	2,594.45
4577 - Park Program Revenue	0.00	625.00	0.00	0.00	0.00	0.00	0.00	0.00	0.00	625.00
4579 - Library Revenue	0.00	80.00	0.00	0.00	0.00	0.00	0.00	0.00	0.00	80.00
Total 4500 - Miscellaneous Revenue	7,301.27	18,316.80	250,918.20	278.68	2,207.94	768.20	0.00	214.07	4,500.34	284,505.50
4600 - Police Revenues										
4615 - Police Asmt-Current Secured	0.00	0.00	41,338.85	0.00	0.00	0.00	0.00	0.00	0.00	41,338.85
4619 - Police Asmt-Prior Secured	0.00	0.00	366.88	0.00	0.00	0.00	0.00	0.00	0.00	366.88
4620 - PD-Fines, Forfeits & Penalties	0.00	0.00	138.62	0.00	0.00	0.00	0.00	0.00	0.00	138.62

**Stallion Springs Community Services District
Profit & Loss by Class**

April 2021

9:45 AM
05/12/21
Accrual Basis

	01-Admin	02-Parks & Rec	03-Public Safety	04-Roads	05-Water	06-Sewer	07-Fire	08-Solid Waste	09-Art Comm	TOTAL
4623 - Police Asmt. Interest	0.00	0.00	149.62	0.00	0.00	0.00	0.00	0.00	0.00	149.62
Total 4600 - Police Revenues	0.00	0.00	41,993.97	0.00	0.00	0.00	0.00	0.00	0.00	41,993.97
4700 - Mailbox Revenues	319.45	0.00	0.00	0.00	0.00	0.00	0.00	0.00	0.00	319.45
4720 - MB-Fines, Forfeits & Penalties	0.24	0.00	0.00	0.00	0.00	0.00	0.00	0.00	0.00	0.24
4723 - Lock Mailbox Asmt-Interest	0.00	0.00	0.00	0.00	0.00	0.00	0.00	0.00	0.00	0.00
Total 4700 - Mailbox Revenues	319.69	0.00	0.00	0.00	0.00	0.00	0.00	0.00	0.00	319.69
4800 - Tax Lien DLQ Revenue	324.56	0.00	0.00	0.00	0.00	0.00	0.00	0.00	0.00	324.56
4815 - SSDLQ-Current	1,212.69	0.00	0.00	0.00	0.00	0.00	0.00	0.00	0.00	1,212.69
4819 - SSDLQ-Prior	289.09	0.00	0.00	0.00	0.00	0.00	0.00	0.00	0.00	289.09
4820 - SSDLQ-Fines, Forfeits & Pen	1.12	0.00	0.00	0.00	0.00	0.00	0.00	0.00	0.00	1.12
4823 - SSDLQ-Interest	0.00	0.00	0.00	0.00	0.00	0.00	0.00	0.00	0.00	0.00
Total 4800 - Tax Lien DLQ Revenue	1,827.46	0.00	0.00	0.00	0.00	0.00	0.00	0.00	0.00	1,827.46
4900 - PD/Admin Bldg. Revenue	190.73	0.00	0.00	0.00	0.00	0.00	0.00	0.00	0.00	190.73
4915 - PD/Admin Bldg.-Current	0.00	0.00	0.00	0.00	0.00	0.00	0.00	0.00	0.00	0.00
Total 4900 - PD/Admin Bldg. Revenue	190.73	0.00	0.00	0.00	0.00	0.00	0.00	0.00	0.00	190.73
5000 - Inactive Flat Charges	0.00	0.00	0.00	0.00	3,996.21	0.00	0.00	0.00	0.00	3,996.21
5015 - Inactive Wtr Flat-Current	0.00	0.00	0.00	0.00	40.28	0.00	0.00	0.00	0.00	40.28
5019 - Inactive Wtr Flat-Prior	0.00	0.00	0.00	0.00	8.86	0.00	0.00	0.00	0.00	8.86
5020 - Inactive Wtr Flat-Fines, Forfei	0.00	0.00	0.00	0.00	4.24	0.00	0.00	0.00	0.00	4.24
5023 - Inactive Wtr Flat-Interest	0.00	0.00	0.00	0.00	0.00	0.00	0.00	0.00	0.00	0.00
5027 - Inactive Swr Flat-Current	0.00	0.00	0.00	0.00	4,222.31	0.82	0.00	0.00	0.00	4,223.11
5033 - Inactive Swr Flat-Interest	0.00	0.00	0.00	0.00	0.00	0.00	0.00	0.00	0.00	0.00
Total 5000 - Inactive Flat Charges	0.00	0.00	0.00	0.00	4,049.59	4,223.13	0.00	0.00	0.00	8,272.72
Total Income	133,590.08	218,316.80	312,598.67	114,442.94	200,659.16	75,437.34	0.00	30,829.03	4,500.34	1,050,374.36
Gross Profit	133,590.08	218,316.80	312,598.67	114,442.94	200,659.16	75,437.34	0.00	30,829.03	4,500.34	1,050,374.36
Expense										
5100 - Personnel Expenses	25,323.97	5,033.50	26,379.81	0.00	21,458.44	5,089.60	0.00	0.00	0.00	63,285.32
5115 - Regular Salaries	1,963.87	385.06	2,018.06	0.00	1,636.04	389.35	0.00	0.00	0.00	6,392.38
5127 - Fica	3,491.49	629.33	3,975.80	0.00	5,142.38	2,281.88	0.00	0.00	0.00	15,500.88
5135 - Medical Insurance	157.41	69.63	232.25	0.00	242.13	109.28	0.00	0.00	0.00	810.70
5139 - Dental Insurance	27.79	12.77	39.96	0.00	41.44	20.19	0.00	0.00	0.00	142.15
5143 - Vision Insurance	3,401.85	627.57	4,871.33	0.00	2,988.20	805.33	0.00	0.00	0.00	12,694.28
5149 - CalPERS Retirement (CSD)	0.00	0.00	0.00	0.00	0.00	0.00	0.00	0.00	0.00	0.00
5150 - CalPERS Retirement (Employee...)	113.02	46.16	91.12	0.00	161.56	44.78	0.00	0.00	0.00	456.64
5155 - Disability Insurance	1,450.00	0.00	0.00	0.00	0.00	0.00	0.00	0.00	0.00	1,450.00
5159 - Unemployment	35,929.40	6,804.02	37,608.33	0.00	31,670.19	8,720.41	0.00	0.00	0.00	120,732.35
Total 5100 - Personnel Expenses	52,304.42	10,188.02	2,479.26	23.75	1,517.75	23.75	0.00	0.00	0.00	7,366.95
5200 - General & Administrative	0.00	0.00	23.75	23.75	23.75	23.75	0.00	0.00	0.00	95.00
5219 - Publications & Legals	-9.88	0.00	0.00	0.00	0.00	0.00	0.00	0.00	0.00	-9.88
5223 - Postage & UPS	120.70	0.00	-82.44	0.00	0.00	0.00	0.00	0.00	0.00	38.26
5227 - Office Supplies	0.00	0.00	356.00	0.00	0.00	0.00	0.00	0.00	0.00	356.00
5231 - Training/Travel & Cert's	1,602.99	518.02	2,179.95	0.00	0.00	0.00	0.00	0.00	0.00	4,300.96
5235 - Dues & Subscriptions	500.00	0.00	0.00	0.00	0.00	0.00	0.00	0.00	0.00	500.00
5239 - Director's Fees	90.61	0.00	0.00	0.00	0.00	0.00	0.00	0.00	0.00	90.61
5253 - Expense Account	0.00	500.00	0.00	0.00	1,494.00	0.00	0.00	0.00	0.00	1,994.00
5257 - Permits/Fees/Inspection	0.00	0.00	0.00	0.00	0.00	0.00	0.00	0.00	0.00	0.00
Total 5200 - General & Administrative	2,304.42	1,018.02	2,479.26	23.75	1,517.75	23.75	0.00	0.00	0.00	7,366.95
5300 - Utilities	823.46	473.93	0.00	494.53	11,828.14	1,445.29	-226.32	0.00	0.00	14,839.03
5315 - Electric	350.78	0.00	0.00	0.00	100.91	0.00	0.00	0.00	0.00	451.69
5319 - Telephone	83.85	182.18	0.00	0.00	144.70	0.00	-175.05	0.00	0.00	231.68
5327 - Natural Gas	0.00	0.00	0.00	0.00	0.00	0.00	0.00	0.00	0.00	0.00
Total 5300 - Utilities	1,258.09	656.11	0.00	494.53	12,073.75	1,445.29	-405.37	0.00	0.00	15,522.40

Stallion Springs Community Services District
Profit & Loss by Class

April 2021

Accrual Basis

	01-Admin	02-Parks & Rec	03-Public Safety	04-Roads	05-Water	06-Sewer	07-Fire	08-Solid Waste	09-Art Comm	TOTAL
5400 - Rolling Stock & Equipment										
5415 - R & S Vehicles	0.00	471.36	450.00	0.00	244.10	111.00	0.00	0.00	0.00	1,276.46
5423 - Fuel	0.00	332.42	1,309.26	325.45	2,351.85	283.94	0.00	601.78	0.00	5,184.70
Total 5400 - Rolling Stock & Equipment	0.00	803.78	1,759.26	325.45	2,595.95	374.94	0.00	601.78	0.00	6,461.16
5500 - Supplies										
5515 - Janitorial	0.00	26.80	0.00	0.00	0.00	0.00	0.00	0.00	0.00	26.80
5523 - Chemicals	0.00	0.00	0.00	0.00	0.00	1,222.28	0.00	0.00	0.00	1,222.28
5531 - Supplies & Materials	-275.68	200.26	0.00	62.44	8,845.64	319.43	0.00	-1,000.00	0.00	9,052.29
5533 - Tools & Equipment	0.00	62.56	62.56	62.56	146.64	62.56	0.00	62.56	0.00	459.44
5543 - Water Purchase Domestic	0.00	0.00	0.00	5,321.42	0.00	0.00	0.00	0.00	0.00	5,321.42
Total 5500 - Supplies	-275.68	289.62	62.56	125.00	14,313.90	1,604.27	0.00	-37.44	0.00	16,082.23
5600 - Outside Services										
5615 - Legal	60.00	1,438.00	652.60	0.00	0.00	0.00	0.00	0.00	0.00	2,150.60
5631 - Lab Analysis	0.00	0.00	0.00	0.00	1,570.00	1,055.00	0.00	0.00	0.00	2,625.00
5639 - Radio/Repeater/Cellphone	0.00	0.00	127.80	0.00	40.92	0.00	0.00	0.00	0.00	168.72
5643 - Refuse Collection	0.00	0.00	0.00	0.00	0.00	0.00	0.00	6,143.16	0.00	6,143.16
5651 - Postage Meter Lease	139.09	0.00	0.00	0.00	0.00	0.00	0.00	0.00	0.00	139.09
5655 - Rent & Lease Equipment	0.00	0.00	0.00	0.00	0.00	0.00	0.00	625.54	0.00	625.54
5673 - Misc. Contract Services	1,225.00	465.00	0.00	0.00	43.00	536.82	0.00	1,250.00	0.00	3,519.82
5681 - KC Collection Of Taxes	8,168.75	0.00	0.00	0.00	0.00	0.00	0.00	0.00	0.00	8,168.75
5685 - Service Fees - Payroll/AP	143.68	0.00	0.00	0.00	0.00	0.00	0.00	0.00	0.00	143.68
Total 5600 - Outside Services	9,736.52	1,903.00	780.40	0.00	1,653.92	1,591.82	0.00	8,018.70	0.00	23,684.36
5700 - Parks & Recreation										
5709 - Programs & Event Expense	0.00	1,098.97	218.35	0.00	0.00	0.00	0.00	0.00	0.00	1,317.32
Total 5700 - Parks & Recreation	0.00	1,098.97	218.35	0.00	0.00	0.00	0.00	0.00	0.00	1,317.32
5800 - Grants										
5806 - PD Grant/AB109-Service Expen...	0.00	0.00	105.00	0.00	0.00	0.00	0.00	0.00	0.00	105.00
Total 5800 - Grants	0.00	0.00	105.00	0.00	0.00	0.00	0.00	0.00	0.00	105.00
Total Expense	48,952.75	12,573.52	43,013.16	968.73	63,825.46	13,760.48	-405.37	8,583.04	0.00	191,271.77
Net Ordinary Income	84,637.33	205,743.28	269,585.51	113,474.21	136,833.70	61,676.86	405.37	22,245.99	4,500.34	899,102.59
Other Income/Expense										
7100 - Administration Allocation	-39,162.20	2,937.17	5,384.80	12,238.19	12,238.19	2,447.64	0.00	3,426.69	489.52	0.00
8000 - Capital Expenses	0.00	0.00	0.00	46,592.86	0.00	0.00	0.00	0.00	0.00	46,592.86
8029 - Interest Expense	0.00	0.00	0.00	46,592.86	0.00	0.00	0.00	0.00	0.00	46,592.86
Total 8000 - Capital Expenses	0.00	0.00	0.00	46,592.86	0.00	0.00	0.00	0.00	0.00	46,592.86
Total Other Expense	-39,162.20	2,937.17	5,384.80	58,831.05	12,238.19	2,447.64	0.00	3,426.69	489.52	46,592.86
Net Other Income	39,162.20	-2,937.17	-5,384.80	-58,831.05	-12,238.19	-2,447.64	0.00	-3,426.69	-489.52	-46,592.86
Net Income	123,799.53	202,806.11	264,200.71	54,643.16	124,595.51	59,229.22	405.37	18,819.30	4,010.82	852,509.73

Stallion Springs Community Services District
Reconciliation Summary
2102 · CSDA-Bank of Umpqua, Period Ending 04/30/2021

	Apr 30, 21
Beginning Balance	16,351.15
Cleared Transactions	
Charges and Cash Advances - 32 Items	-4,539.90
Payments and Credits - 10 Items	16,725.45
Total Cleared Transactions	12,185.55
Cleared Balance	<u>4,165.60</u>
Register Balance as of 04/30/2021	4,165.60
Ending Balance	4,165.60

Stallion Springs Community Services District
Reconciliation Detail
2102 · CSDA-Bank of Umpqua, Period Ending 04/30/2021

Type	Date	Num	Name	Clr	Amount	Balance
Beginning Balance						16,351.15
Cleared Transactions						
Charges and Cash Advances - 32 items						
Credit Card Charge	04/01/2021	624036	BIG 5 SPORTING G...	X	-153.42	-153.42
Credit Card Charge	04/01/2021	PERS...	WALMART	X	-139.41	-292.83
Credit Card Charge	04/01/2021	650983	HOME DEPOT	X	-59.89	-352.72
Credit Card Charge	04/01/2021	PERS...	WALMART	X	-25.68	-378.40
Credit Card Charge	04/01/2021	PERS...	WALMART	X	-10.48	-388.88
Credit Card Charge	04/02/2021	APR 2...	INDEED	X	-231.02	-619.90
Credit Card Charge	04/02/2021	APR 2...	AMAZON.COM	X	-13.93	-633.83
Credit Card Charge	04/05/2021	18921	THE GARAGE, LLC	X	-63.25	-697.08
Credit Card Charge	04/05/2021	21968...	EBAY	X	-23.83	-720.91
Credit Card Charge	04/08/2021	112-5...	AMAZON.COM	X	-375.36	-1,096.27
Credit Card Charge	04/08/2021	18954	THE GARAGE, LLC	X	-251.45	-1,347.72
Credit Card Charge	04/08/2021	UP4B...	HARVARD BUSINE...	X	-120.00	-1,467.72
Credit Card Charge	04/09/2021	112-6...	AMAZON.COM	X	-212.89	-1,680.61
Credit Card Charge	04/11/2021	634856	COSTCO WHOLES...	X	-64.93	-1,745.54
Credit Card Charge	04/12/2021	112-8...	AMAZON.COM	X	-247.90	-1,993.44
Credit Card Charge	04/12/2021	112-3...	AMAZON.COM	X	-62.89	-2,056.33
Credit Card Charge	04/13/2021	21658...	CALIFORNIA POLI...	X	-299.00	-2,355.33
Credit Card Charge	04/14/2021	APR 2...	IHIRE, LLC	X	-265.00	-2,620.33
Credit Card Charge	04/15/2021	111-5...	AMAZON.COM	X	-66.33	-2,686.66
Credit Card Charge	04/15/2021	111-0...	AMAZON.COM	X	-30.21	-2,716.87
Credit Card Charge	04/16/2021	APR 2...	ZOOM	X	-14.99	-2,731.86
Credit Card Charge	04/19/2021	112-0...	AMAZON.COM	X	-471.68	-3,203.54
Credit Card Charge	04/19/2021	112-9...	AMAZON.COM	X	-115.61	-3,319.15
Credit Card Charge	04/19/2021	112-4...	AMAZON.COM	X	-38.60	-3,357.75
Credit Card Charge	04/20/2021	665372	DONS PROTECH	X	-258.70	-3,616.45
Credit Card Charge	04/20/2021	19008	THE GARAGE, LLC	X	-95.90	-3,712.35
Credit Card Charge	04/22/2021	APR 2...	INDEED	X	-518.02	-4,230.37
Credit Card Charge	04/22/2021	112-8...	AMAZON.COM	X	-154.12	-4,384.49
Credit Card Charge	04/23/2021	675468	WALMART	X	-30.60	-4,415.09
Credit Card Charge	04/28/2021	00624...	ALBERTSONS	X	-60.01	-4,475.10
Credit Card Charge	04/28/2021	APR	RACKSPACE	X	-38.00	-4,513.10
Credit Card Charge	04/28/2021	112-8...	AMAZON.COM	X	-26.80	-4,539.90
Total Charges and Cash Advances					-4,539.90	-4,539.90
Payments and Credits - 10 items						
Bill	03/31/2021	MAR ...	UMPQUA BANK	X	440.48	440.48
Bill	03/31/2021	MAR ...	UMPQUA BANK	X	657.41	1,097.89
Bill	03/31/2021	MAR ...	UMPQUA BANK	X	723.58	1,821.47
Bill	03/31/2021	MAR ...	UMPQUA BANK	X	1,095.43	2,916.90
Bill	03/31/2021	MAR ...	UMPQUA BANK	X	1,927.25	4,844.15
Bill	03/31/2021	MAR ...	UMPQUA BANK	X	11,507.00	16,351.15
Credit Card Credit	04/01/2021	RETU...	AMAZON.COM	X	15.00	16,366.15
Credit Card Credit	04/01/2021	RETU...	AMAZON.COM	X	92.16	16,458.31
Credit Card Credit	04/01/2021	PERS...	WALMART	X	139.41	16,597.72
Credit Card Credit	04/09/2021	112-6...	AMAZON.COM	X	127.73	16,725.45
Total Cleared Transactions					12,185.55	12,185.55
Cleared Balance					-12,185.55	4,165.60
Register Balance as of 04/30/2021					-12,185.55	4,165.60
Ending Balance					-12,185.55	4,165.60



POLICE REPORT

Monthly Statistical Report



Month Covered: March 2021
Prepared By: Gary Crowell, Chief of Police

Monthly Statistics:

Stallion Spring Police:	
Arrests:	15
Citations Issued:	12
Reports:	101
Calls for Service:	88
On Call, Call Outs:	0
Officer Initiated Investigations:	32
Field Interviews:	29
Assist other Agencies Total	<u>14</u>
Bear Valley Police Department	5
Kern County Sheriff's Department	5
Kern County Fire Department	4
Impounds:	4
Medical Assist:	4
Vacation House Checks:	9

A forgery/counterfeiting investigation and a search warrant at residence led to the arrest of a 46-year old male and a 46-year old female. The male subject was arrested for grand theft, burglary, forgery, counterfeiting, possession of drug paraphernalia and possession of a controlled substance (methamphetamine.) The female was arrested for possession of a controlled substance (methamphetamine) and possession of drug paraphernalia. An additional 46-year old female was arrested for being under the influence of a controlled substance and possession of drug paraphernalia.

A traffic stop led to the arrest of a 24- year old male for multiple criminal charges which include, Under the influence of a controlled substance (methamphetamine) while armed with a firearm, possession of a controlled substance, driving with a suspended driver's license while on probation for driving under the influence of alcohol, false information to an officer and having an active misdemeanor warrant for his arrest. The same subject drove to the police station the next day to speak to officers. He was arrested again by officers for driving with a suspended license.

A traffic collision investigation led to the arrest of a 46- year old female for driving under the influence of alcohol and leaving the scene of a collision with property damage.

A traffic stop led to the arrest of 60- year old male and a 67-year old male for possession of a controlled substance (26.3 grams of methamphetamine), possession of drug paraphernalia, open container of alcohol in a vehicle and having an active misdemeanor warrant.

A traffic stop led to the arrest of a 32- year old male, for driving with a suspended license, driving with an open container of alcohol and not having current vehicle registration.

A traffic stop led to the arrest of a 30- year old male, for driving with a suspended license, no vehicle insurance and having an active misdemeanor warrant.

A traffic stop led to the arrest of a 24 -year old male for possession of a controlled substance (methamphetamine) and possession of drug paraphernalia, false information to a law enforcement officer, and having an active misdemeanor warrant.

A traffic stop led to the arrest of 37 -year old male for driving under the influence of drugs/alcohol, possession of a controlled substance, and possession of drug paraphernalia. The passengers in the vehicle, a 41- year old male, was arrested for possession of a controlled substance, possession of drug paraphernalia, and open container of alcohol.

GENERAL MANAGER'S REPORT FOR April 13th 2021-May 12th 2021

- Signed a letter for a grant with CCC to partner with them in a grant with CAL Fire. We are hopeful they will get the funding and will be working with all surrounding communities to reduce Fire Danger.
- Working with staff on weed abatement and working on a plan to keep up with all of the weeds in the community.
- Working on some changes for website use to utilize online options for staff and residents, with the growth we have had we need to find ways to be more efficient by offering online services through the website we already have at no additional costs.
- Remember the weeds will dry fast so please be sure to be fire compliant and help keep our community safe. For questions on compliance and tips on Fire safety for our community visit: <https://kerncountyfire.org>
- Submitted approval on quote for the generator at the Community Center.
- Training Shawnee on running Parks programs and getting her ready for summer operations.
- Met with an Eagle Scout who will be putting in benches at the community center playground.

Field Staff Report

From Al White:

Field Staff has completed the following as well as the normal daily activities.

Parks and Recreation

From Shawnee Brown:

- Jesse has been working hard on getting the pool clean and ready to open. The tentative opening date is June 14th.
- Currently we have several guards hired for the summer and are waiting for the lifeguard training to finish so we can hire the rest of the summer staff.
- Plans for summer are regular open gym hours, a week-long day camp for kids age 7-12 where PD will also come out for safety and activities, a summer camp out at Man O' War Park, and some movie nights.
- Yoga, offered Tuesday mornings and Thursday evenings, has been doing well and growing in class size.
- The Color Run is ready to go on May 22nd, there are still spots available sign up now.
- Craft Nights are still offered once a month for both adults and kids.

- Through our current CSD website, Streamline, we are able to offer online sign-ups and will begin using this for the year. If we have success, we will look into getting a more parks-based website to make accessibility easier for our growing community and future classes and events.



STALLION SPRINGS COMMUNITY SERVICES DISTRICT

27800 STALLION SPRINGS DRIVE, TEHACHAPI, CA 93561
(661) 822-3268, FAX (661) 822-1878, sscsd@stallionspringscsd.com

Field Staff Report

Field Staff has completed the following as well as the normal activities.

- Curb and gutter weed control was performed, but we will need to address the cul-de-sac's.
- We have repaired 6 water leaks, and still have two leaks still needing to be repaired.
- Hot tapped 2 new service lines for new construction.
- Investigated the valve lay-out at tank #7 trying to see if there is any way we can isolate the pressure tank from that grind; without draining that part of our system. We will be adding a new valve on that system.
- Fixed the Cat 420's knuckle for the e-stick in house, saving us downtime on equipment.
- Built and installed the new metal lids for the PRV station on Jacks Hill rd.
- Pumped out the Chlorine Contact Chamber at the WWTP.
- We are still working on a solution for dewatering activated sludge so the drying times will be shorter allowing use to waste more frequently.
- 10 pallets of e-waste were picked up.



STALLION SPRINGS COMMUNITY SERVICES DISTRICT

27800 STALLION SPRINGS DRIVE, TEHACHAPI, CA 93561
(661) 822-3268, FAX (661) 822-1878, sscsd@stallionspringscsd.com

WATER REPORT STALLION SPRINGS C.S.D.

April 2021
1510025-CA

WATER DEPARTMENT

Amount of water produced April 2021:

CV Well #1	0	0%
CV Well #2	7,229,719	70%
CV Well #3	133,800	1%
Y-23	826,525	7%
Leisure	2,234,200	22%
P-17	0	0%

Total April 2021 Production:	10,424,244	100%
------------------------------	------------	------

Water History of Production:

March 2021	6,762,537
April 2020	7,246,151
April 2019	8,776,341
April 2018	7,647,065
April 2017	7,706,683
April 2016	8,906,878
April 2015	10,684,647
April 2014	8,668,488
April 2013	9,793,982
April 2012	6,608,701
April 2011	6,859,031