



AGENDA

Please turn off all cell phones while meeting is in progress.

STALLION SPRINGS COMMUNITY SERVICES DISTRICT
27800 STALLION SPRINGS DRIVE, TEHACHAPI, CA 93561

BOARD OF DIRECTORS REGULAR BOARD MEETING
TUESDAY, MAY 16, 2017

CLOSED SESSION @5:00 pm

- 1) PERSONNEL: Government Code §54957.6-Police Chief

OPEN SESSION @6:00 pm

Call to Order

This meeting is held in accordance with the Brown Act. Individuals may address the Board on any matter listed on this agenda, excluding CLOSED SESSION. Members of the audience desiring to address the Board must approach the podium and request recognition from the Board President. Presentation by the audience is limited to three minutes per agenda item.

Roll Call:

Directors present:

Directors absent:

Flag Salute

- 1) **Reserved for President's Comments and Addendum.**
- 2) **BOARD MEMBER ITEMS** – This portion of the meeting is reserved for Directors to present to the Board and to the public, information, announcements and items that have come to their attention. No formal action will be taken. A Board member may request that an item be placed, for consideration, at a future Board meeting.

- 3) Discussion of proposed Budget for Fiscal Year 2018 and Direction to Publish a Notice in the Paper of a Public Hearing at the June Board Meeting in regard to Public Comments on the Budget.
- 4) Approval of the April 18, 2017 Regular Board Meeting Minutes.
- 5) Approval of the Checks in the amount of \$120,626.13 and approval of the CalPERS Retirement Payments.
- 6) Financial Reports
- 7) Notice of Public Hearing received from the Kern County Planning Commission regarding the application for a Conditional Use Permit (CUP) by AT&T Mobility.
- 8) Approval of Resolution No. 2017-10 a Resolution to consolidate elections with the Kern County Elections Office.
- 9) Police Report
- 10) General Manager's Report
- 11) **PUBLIC PRESENTATIONS** – This portion of the meeting is reserved for persons desiring to address the Board on any matter not on this agenda and over which this Board has jurisdiction. "Please be advised however, the Brown Act prohibits action on items that are not listed on the Agenda, or properly added to the Agenda under the provisions of the Brown Act. The Board may set such items for consideration at some future Board meeting." Speakers are limited to three (3) minutes. PLEASE STEP TO THE PODIUM TO MAKE YOUR PRESENTATION. STATE YOUR NAME AND ADDRESS FOR THE RECORD, before making your presentation. Thank you.
- 12) Motion to Adjourn

ADA compliance statement: In compliance with the Americans with Disability Act, if you need special assistance to participate in this meeting, please contact the General Manager, Jon Curry, at 661-822-3268. Notification 48 hours prior to the meeting will enable the District to make reasonable arrangements to ensure accessibility to this meeting.

Posted May 12, 2017



STALLION SPRINGS COMMUNITY SERVICES DISTRICT

27800 STALLION SPRINGS DRIVE, TEHACHAPI, CA 93561
(661) 822-3268, FAX (661) 822-1878, sscsd@stallionspringscsd.com

AGENDA SUPPORTING INFORMATION

Agenda #3

Subject: Discussion of the proposed Budget for Fiscal Year 2018 and Direction to Publish a Notice in the Paper of a Public Hearing at the June Board Meeting in regard to Public Comments on the Budget.

Submitted by: David Aranda, Consultant

Meeting Date: May 16, 2017

Background: I have been asked by the Board of Directors to review the existing budget for the current fiscal year (FY17, July 2016-June 2017). That is being done.

The Board of Directors along with General Manager Jon Curry requested, based on my prior experience, that I prepare the budget for Fiscal Year 2018 (July 2017-June 2018).

The attached information consists of both a narrative overview for the budget, an overview for each department and the details for each line item of the proposed budget.

The discussion of the budget at the May meeting is for discussion purposes and for the purpose of advertising to the public that a proposed budget is available for review and discussion. The June board meeting will have an agenda item that will address the actual approval for the budget. This process is in accordance with CSD Law according to the Government code.

Recommendation: Questions can be addressed after the presentation, director recommendations be duly noted and there is a need for the board to make a formal motion to approve publishing the notice of the proposed budget being available for review. The notice is to be placed in the Tehachapi News and posted at the front of the administration building.

WRITTEN NARRATIVE FOR THE FISCAL YEAR 2018 BUDGET FOR STALLION SPRINGS C.S.D. PRESENTED AT THE MAY 16TH BOARD OF DIRECTORS MEETING FOR PRELIMINARY REVIEW AND IN PREPARATION FOR PUBLIC COMMENT AND APPROVAL IN JUNE 2017.

Background: A number of years ago the Board agreed, in harmony with the Government Code, that each department would support itself with a revenue stream that matched expenses, both operating and capital.

The Parks Department, Police Department and, to a degree, the Administration Department are supported by Property tax money and thus the Board has the freedom to move that Property tax money within the departments as they see fit.

The administrative support or department 01 is supported by an allocation of funds from the other respective departments. Parks providing 6%, police 11%, roads 25%, water 25%, sewer 5%, solid waste 7% and Artcom 1%. Thus 80% of administrative costs are supported by the other departments. This concept is supported by legal and financial professionals. The one word of caution is to NOT change the allocation year to year.

The budget for Fiscal Year 2018 does NOT reflect any change in allocation. The budget DOES reflect a change BACK to 2010 and earlier where an employee is placed in administrative payroll and essentially performs various degrees of work in various departments. The concept, which prior to 2010 was backed by documenting employee hours worked in various departments, was to not double penalize departments like roads and parks by having a dedicated employee in the respective department AND that respective department paying the allocation calculation.

The overview of the budget for Fiscal Year 2018 is as follows:

Administration: Revenue includes Property Tax and Allocation monies from each department. I have increased overall property tax revenue based on the prior year and what we see coming in for this year. It is an aggressive number but a dollar amount that should be attained barring any significant change in the economy.

Expenses: The personnel expenses include Judy (ft), Vanessa (pt), and Jenni at 50%, Jessie (ft) and the General Manager. In G&A the only significant increase is under internet due to the cost involved in maintaining the internet site. In Outside Services there were slight increases in audit and fees to Kern County and a significant decrease in Misc. Contract Services due to the District having the personnel necessary to get the job done.

Capital: There are no planned capital expenses in Administration.

Parks: Revenue is primarily property tax revenue. The board made a policy decision a number of years ago to attempt to see that park programs are at least

50% paid for by fees charged for the particular program. This is an aggressive budget with a Parks Manager being tasked to ramp up the programs and rentals.

Expenses: The budget in personnel reflects salaries for Dylan (pt) and various park and rec. aides as well as lifeguards. Please note that the District is not planning on using a temporary agency but rather hiring directly. It should be noted that Weed abatement revenue and expenses are placed in Parks but the revenue and costs should be zeroed out. There are increases in each category for expenses based on the increase projected programs and activity.

Capital: There is \$15,000 for capital expenses. This may be used to improve the gym lighting and/or sound or for other needs within the District.

Public Safety: Revenue: Police services are a critical part of the community being safe and secure. The majority of property tax monies are placed in this department. The budget also reflects monies from the COPS funding and the new infusion of revenue is funding from the voter approved assessment of \$50 per parcel.

Expenses: Personnel Expenses Reflect the Chief, Sergeant, Two full time officers and one part time officer. As noted the assessment is allowing for the additional officers and should accomplish better coverage, significantly lowering overtime and adequate rest for the officers including vacation and sick time off. The rolling stock line items denote a significant increase in fuel. The vehicles will be patrolling significantly more with additional officers. Please note that an attempt was made to have the existing police vehicles maintained and repaired in the current fiscal year. No increase in money was placed in the projected fiscal year for M&R and no money was placed in Capital for new vehicles. A reassessment will need to take place as the Police Department operates through the Fiscal year 2018 to determine the need for vehicles for Fiscal Year 2019.

Capital: There are no capital purchases planned for Fiscal Year 2018.

Roads: The revenue for roads is the same \$150 per parcel assessment that has been in place for many years. The Board and the community must look at increasing this assessment or the roads in Stallion will degrade.

Expenses: Unlike the last few years, there are no dedicated expenses to personnel in roads. This does NOT imply that day to day road needs will not be addressed. They will. The roads department pays a designated amount of money to administration allocation and thus the person in administration will handle road needs. Other operating expenses for roads see no increases.

Capital: There is an urgent need to do a significant road contract for the summer of 2017 (fiscal year 2018). The General Manager and the Board should consult with the Engineer and Financial people to investigate borrowing money in order to get the needed road work done and using the road assessment money to pay back a loan. The more delays on road overlays the more significant the costs will be.

Water: This Department has a significant shortfall unless the recommended water rate increases are approved. The budget does NOT reflect the increases at this time.

Expenses: The personnel department includes 4.5 individuals which includes a portion of Jenni's personnel costs. The water operations are an integral part of keeping the community functioning. The costs to maintain an aging system and keep pace with the legal, health and beaurcratic requirements continue to rise.

There is one significant increase in expenses. The new "water banking" charge (\$54,000) is included in the budget. No other significant changes to the expense line items were budgeted but if the staff is intending to see the old meters are changed out and a program of exercising valves implemented, there may be some additional costs.

Capital: The payment for the C.V. work is ongoing and thus \$100,000 must be budgeted for that payment.

Sewer: Revenue: The revenue presented in the budget is based on historical numbers. It must be noted that should the Country Club operations remain closed, revenue will decrease from what is budgeted.

Expenses: One full time employee is dedicated to the Wastewater budget. Permits and Fees had an increase in the budget as did Lab Analysis. Misc. Contract Services costs will go down once James obtains the Wastewater license needed to be fully in charge of the plant. Right now a retired employee is being paid to bear that responsibility as per State Law.

Capital: The capital needs are being investigated. Should the Country Club pursue the hotel development there will be engineering costs and significant capital costs. The key will be determining the revenue stream of the new project both in Capacity Fees and in month to month income.

Solid Waste: From a revenue and expense standpoint the solid waste site holds its own. It should be noted that a new site should be determined and construction should take place in 2017/2018. The purpose behind a new solid waste site involves a number of positive things. First, the county is willing to assist in monitoring the site. This will dramatically cut down on illegal waste being placed in the Stallion site and costing additional money. Second, a new site will allow growth of the facility and thus greatly cut down on the most expensive portion of operating the site, which are the hauling charges by Benz.

A meeting with Kern County took place on Monday May 8, 2017 and was very productive in moving forward with a new and improved solid waste site.

The District needs to keep a careful eye on the Benz sale to another Wasteahuler because that will allow the District to "shop" for other haulers.

ARTCom: The revenue and expenses for this department is minor. While the budget shows a shortfall, it historically makes up for the shortfall when there are no significant legal fees incurred for the year.

I will be happy to answer questions in regard to the Fiscal Year 2018 Budget. What should be noted that the District has a balanced budget except for the Water Department and hopefully the rate increase will offset the budgeted negative amount.

BUDGET OVERVIEW
FY 2017-2018

ALLOCATION

Dept Breakdown

Revenue

Expenses

	ADMIN	PARKS	POLICE	ROADS	WATER	SEWER	SOLID WASTE	ARTCOM	TOTALS
	80	6	11	25	25	5	7	1	100%
Revenue	109,125	279,200	612,850	327,500	798,700	279,000	163,000	7,050	2,576,425
Personnel	(360,810)	(71,250)	(522,900)	0	(373,500)	(92,260)	0	0	(1,420,720)
G & A	(36,100)	(43,800)	(23,600)	(2,750)	(45,200)	(28,500)	(6,300)	(1,000)	(187,250)
Utilities	(13,500)	(18,200)	0	(5,500)	(77,000)	(15,000)	0	0	(129,200)
Rolling Stock	(4,000)	(7,000)	(21,500)	(13,500)	(22,000)	(1,500)	(5,000)	0	(74,500)
Supplies	(7,200)	(19,400)	(5,000)	(15,000)	(183,500)	(27,500)	(1,000)	0	(258,600)
Outside Services	(71,100)	(13,820)	(13,000)	(13,300)	(38,600)	(49,125)	(110,500)	(4,500)	(313,945)
P & R Services & Programs	0	(28,000)	0	0	0	0	0	0	(28,000)
Total Operating Expenses	(492,710)	(201,470)	(586,000)	(50,050)	(739,800)	(213,885)	(122,800)	(5,500)	(2,412,215)
Allocation	394,168	(29,563)	(54,198)	(123,178)	(123,178)	(24,636)	(34,490)	(4,927)	0
Capital Expenses	0	(15,000)	0	(154,273)	(100,783)	(15,000)	0	0	(285,056)
Net Revenue	10,583	33,167	(27,348)	0	(165,061)	25,480	5,710	(3,377)	

**Stallion Springs Community Services District
Profit & Loss Budget Overview
July 2017 through June 2018**

	<u>01-Admin</u>	<u>02-Parks & Rec</u>	<u>03-Public Safety</u>	<u>04-Roads</u>	<u>05-Water</u>	<u>06-Sewer</u>	<u>08-Solid Waste</u>	<u>09-Art Comm</u>	<u>TOTAL</u>
	<u>Jul '17 - Jun 18</u>	<u>Jul '17 - Jun 18</u>	<u>Jul '17 - Jun 18</u>	<u>Jul '17 - Jun 18</u>	<u>Jul '17 - Jun 18</u>	<u>Jul '17 - Jun 18</u>	<u>Jul '17 - Jun 18</u>	<u>Jul '17 - Jun 18</u>	<u>Jul '17 - Jun 18</u>
Ordinary Income/Expense									
Income									
4100 · Tax Revenues									
4115 · Property Taxes, Current		208,000.00	410,000.00			8,500.00			626,500.00
4123 · Current Unsec. Property Taxes	92,000.00								92,000.00
4131 · Homeowner's Exemption	3,000.00								3,000.00
Total 4100 · Tax Revenues	<u>95,000.00</u>	<u>208,000.00</u>	<u>410,000.00</u>			<u>8,500.00</u>			<u>721,500.00</u>
4200 · Road Assessment Revenues									
4215 · Road Assessment Current				314,000.00					314,000.00
4219 · Road Assessment Prior				12,000.00					12,000.00
Total 4200 · Road Assessment Revenues				<u>326,000.00</u>					<u>326,000.00</u>
4300 · Water Revenues									
4315 · Water Avail. Current					82,000.00				82,000.00
4319 · Water Avail. Prior					2,200.00				2,200.00
4323 · Water Avail. Interest					500.00				500.00
4327 · Water Sales Domestic					500,000.00				500,000.00
4329 · Water Recharge					6,500.00				6,500.00
4335 · Water Meter Revenues					8,000.00				8,000.00
4339 · Water Connections					4,000.00				4,000.00
4343 · Meter Maintenance					6,000.00				6,000.00
4347 · Water Capacity Fees					40,000.00				40,000.00
4349 · Water Service Charge					130,000.00				130,000.00
4351 · Backflow Service Charge & Repa					500.00				500.00
Total 4300 · Water Revenues					<u>779,700.00</u>				<u>779,700.00</u>
4400 · Sewer Revenues									
4427 · Sewer Service Charge						270,000.00			270,000.00
4439 · Refuse Collection Res.							162,000.00		162,000.00
Total 4400 · Sewer Revenues						<u>270,000.00</u>	<u>162,000.00</u>		<u>432,000.00</u>
4500 · Miscellaneous Revenue									
4515 · Interest From Taxes & Bank	5,000.00				0.00				5,000.00
4517 · Interest From Capital Imp	2,300.00		250.00	1,500.00	5,000.00		1,000.00	50.00	10,100.00
4518 · Interest From SLEF			100.00						100.00
4523 · Fishing Permit Fee		1,200.00							1,200.00
4527 · Mailbox Maint. Fee	3,000.00								3,000.00
4531 · Rent		6,000.00							6,000.00
4535 · Penalties					14,000.00				14,000.00
4539 · Misc Revenue	1,000.00	2,000.00	1,000.00			500.00		7,000.00	11,500.00
4541 · Weed Abatement Income		27,000.00							27,000.00
4543 · Encroachment Permit Fees	600.00								600.00
4551 · Police Charges			1,500.00						1,500.00
4563 · Sscsd NSF Charge	225.00								225.00
4567 · Police Slef			100,000.00						100,000.00
4573 · Swimming Pool Revenue		15,000.00							15,000.00
4575 · Exercise & Misc. Class Revenue		5,000.00							5,000.00
4577 · Park Program Revenue		15,000.00							15,000.00
Total 4500 · Miscellaneous Revenue	<u>12,125.00</u>	<u>71,200.00</u>	<u>102,850.00</u>	<u>1,500.00</u>	<u>19,000.00</u>	<u>500.00</u>	<u>1,000.00</u>	<u>7,050.00</u>	<u>215,225.00</u>
4600 · Police Revenues									
4615 · Police Asmt-Current Secured			100,000.00						100,000.00
Total 4600 · Police Revenues			<u>100,000.00</u>						<u>100,000.00</u>
4900 · PD/Admin Bldg. Revenue									
4915 · PD/Admin Bldg.-Current	0.00								0.00
4919 · PD/Admin Bldg-Prior	2,000.00								2,000.00
Total 4900 · PD/Admin Bldg. Revenue	<u>2,000.00</u>								<u>2,000.00</u>
Total Income	<u>109,125.00</u>	<u>279,200.00</u>	<u>612,850.00</u>	<u>327,500.00</u>	<u>798,700.00</u>	<u>279,000.00</u>	<u>163,000.00</u>	<u>7,050.00</u>	<u>2,576,425.00</u>
Gross Profit	<u>109,125.00</u>	<u>279,200.00</u>	<u>612,850.00</u>	<u>327,500.00</u>	<u>798,700.00</u>	<u>279,000.00</u>	<u>163,000.00</u>	<u>7,050.00</u>	<u>2,576,425.00</u>

**Stallion Springs Community Services District
Profit & Loss Budget Overview
July 2017 through June 2018**

	01-Admin	02-Parks & Rec	03-Public Safety	04-Roads	05-Water	06-Sewer	08-Solid Waste	09-Art Comm	TOTAL
	Jul '17 - Jun 18	Jul '17 - Jun 18	Jul '17 - Jun 18	Jul '17 - Jun 18	Jul '17 - Jun 18	Jul '17 - Jun 18	Jul '17 - Jun 18	Jul '17 - Jun 18	Jul '17 - Jun 18
Expense									
5100 · Personnel Expenses									971,000.00
5115 · Regular Salaries	275,000.00	61,000.00	330,000.00		250,000.00	55,000.00			74,050.00
5127 · Fica	21,000.00	4,650.00	25,200.00		19,000.00	4,200.00			44,300.00
5131 · Worker's Compensation Ins	5,700.00	5,600.00	16,500.00		12,500.00	4,000.00			219,000.00
5135 · Medical Insurance	34,000.00		95,000.00		67,000.00	23,000.00			14,700.00
5139 · Dental Insurance	2,800.00		5,500.00		5,000.00	1,400.00			2,870.00
5143 · Vision Insurance	510.00		1,100.00		1,000.00	260.00			87,700.00
5149 · CalPers Retirement (CSD)	20,000.00		47,000.00		17,000.00	3,700.00			7,100.00
5155 · Disability Insurance	1,800.00		2,600.00		2,000.00	700.00			
Total 5100 · Personnel Expenses	360,810.00	71,250.00	522,900.00		373,500.00	92,260.00			1,420,720.00
5200 · General & Administrative									36,300.00
5215 · Insurance	6,500.00	1,000.00	11,000.00	1,000.00	12,000.00	2,300.00	2,500.00		1,500.00
5219 · Publications & Legals	400.00		500.00	100.00	200.00	300.00			5,100.00
5223 · Postage & UPS	1,500.00		100.00	100.00	3,000.00	100.00		300.00	5,350.00
5227 · Office Supplies	4,000.00	300.00	250.00	100.00	300.00	100.00	100.00	200.00	19,000.00
5231 · Training/Travel & Cert's	4,000.00	2,000.00	6,500.00	500.00	4,000.00	2,000.00			8,800.00
5235 · Dues & Subscriptions	7,000.00		600.00		1,200.00				4,500.00
5239 · Director's Fees	4,500.00								6,500.00
5243 · M & R Structures	500.00	5,000.00			500.00	500.00			29,600.00
5247 · Maintenance & Repair	1,000.00	5,000.00	100.00	500.00	15,000.00	7,500.00	500.00		1,250.00
5253 · Expense Account	1,000.00		250.00						28,400.00
5257 · Permits/Fees/Inspection	1,700.00	2,000.00	100.00		7,000.00	15,000.00	2,600.00		6,900.00
5261 · Clothing/Safety Equip./Uniform		500.00	4,000.00	300.00	1,500.00	600.00			4,050.00
5265 · Printing Cost	1,000.00	1,000.00	200.00	150.00	500.00	100.00	600.00	500.00	27,000.00
5272 · Weed Abatement Cost		27,000.00							3,000.00
5279 · Internet	3,000.00								
Total 5200 · General & Administrative	36,100.00	43,800.00	23,600.00	2,750.00	45,200.00	28,500.00	6,300.00	1,000.00	187,250.00
5300 · Utilities									117,500.00
5315 · Electric	7,000.00	13,000.00		5,500.00	77,000.00	15,000.00			3,700.00
5319 · Telephone	3,500.00	200.00							2,000.00
5323 · Propane	2,000.00								6,000.00
5327 · Natural Gas	1,000.00	5,000.00							
Total 5300 · Utilities	13,500.00	18,200.00		5,500.00	77,000.00	15,000.00			129,200.00
5400 · Rolling Stock & Equipment									17,000.00
5415 · R & S Vehicles	1,000.00		6,000.00	4,000.00	6,000.00				23,000.00
5419 · R & S Equipment	1,000.00	5,000.00	500.00	6,000.00	6,000.00	500.00	4,000.00		34,500.00
5423 · Fuel	2,000.00	2,000.00	15,000.00	3,500.00	10,000.00	1,000.00	1,000.00		
Total 5400 · Rolling Stock & Equipment	4,000.00	7,000.00	21,500.00	13,500.00	22,000.00	1,500.00	5,000.00		74,500.00
5500 · Supplies									9,000.00
5515 · Janitorial	3,000.00	5,000.00	500.00			500.00			5,000.00
5519 · Water Meters					5,000.00				1,000.00
5521 · Backflow Service Chg & Repairs					1,000.00				21,900.00
5523 · Chemicals		2,400.00		1,000.00	2,500.00	16,000.00			7,500.00
5527 · Road Patch				7,500.00					34,200.00
5531 · Supplies & Materials	3,200.00	9,000.00	1,500.00	5,000.00	10,000.00	5,000.00	500.00		20,000.00
5533 · Tools & Equipment	1,000.00	3,000.00	3,000.00	1,500.00	5,000.00	6,000.00	500.00		160,000.00
5543 · Water Purchase Domestic					160,000.00				
Total 5500 · Supplies	7,200.00	19,400.00	5,000.00	15,000.00	183,500.00	27,500.00	1,000.00		258,600.00
5600 · Outside Services									22,000.00
5615 · Legal	8,000.00		5,000.00		5,000.00			4,000.00	35,000.00
5619 · Engineering				10,000.00	5,000.00	15,000.00	5,000.00		30,000.00
5623 · Audit	30,000.00								28,000.00
5631 · Lab Analysis					8,000.00	20,000.00			5,020.00
5639 · Radio/Repeater/Cellphone	1,000.00	320.00	2,500.00	500.00	500.00	200.00			106,500.00
5643 · Refuse Collection		1,500.00					105,000.00		1,300.00
5647 · Copier Maintenance	1,300.00								800.00
5651 · Postage Meter Lease	800.00								9,000.00
5655 · Rent & Lease Equipment	1,500.00	1,000.00		1,000.00	500.00	5,000.00			

Stallion Springs Community Services District Profit & Loss Budget Overview July 2017 through June 2018

	01-Admin	02-Parks & Rec	03-Public Safety	04-Roads	05-Water	06-Sewer	08-Solid Waste	09-Art Comm	TOTAL
	Jul '17 - Jun 18	Jul '17 - Jun 18	Jul '17 - Jun 18	Jul '17 - Jun 18	Jul '17 - Jun 18	Jul '17 - Jun 18	Jul '17 - Jun 18	Jul '17 - Jun 18	Jul '17 - Jun 18
5663 · Uniform Rental & Cleaning	500.00	500.00		300.00	2,000.00	600.00			3,900.00
5667 · Employee Physicals		500.00	500.00		600.00	200.00			1,800.00
5673 · Misc. Contract Services	15,000.00	10,000.00	5,000.00	1,000.00	4,000.00	8,000.00	500.00	500.00	44,000.00
5681 · KC Collection Of Taxes	10,000.00			500.00	500.00	125.00			11,125.00
5685 · Service Fees - Payroll/AP	3,000.00								3,000.00
5689 · CA Dept Of Health Services Fee					12,500.00				12,500.00
Total 5600 · Outside Services	71,100.00	13,820.00	13,000.00	13,300.00	38,600.00	49,125.00	110,500.00	4,500.00	313,945.00
5700 · Parks & Recreation									8,000.00
5705 · Swimming Pool Expense		8,000.00							10,000.00
5707 · Exercise & Instructor Expense		10,000.00							10,000.00
5709 · Programs & Event Expense		10,000.00							10,000.00
Total 5700 · Parks & Recreation		28,000.00							28,000.00
Total Expense	492,710.00	201,470.00	586,000.00	50,050.00	739,800.00	213,885.00	122,800.00	5,500.00	2,412,215.00
Net Ordinary Income	-383,585.00	77,730.00	26,850.00	277,450.00	58,900.00	65,115.00	40,200.00	1,550.00	164,210.00
Other Income/Expense									
Other Expense									0.00
7100 · Administration Allocation	-394,168.00	29,562.60	54,198.10	123,177.50	123,177.50	24,635.50	34,489.70	4,927.10	
8000 · Capital Expenses									105,783.00
8019 · Capital Improvements		15,000.00			90,783.00				179,272.50
8023 · Capital Contracts				154,272.50	10,000.00	15,000.00			
Total 8000 · Capital Expenses		15,000.00		154,272.50	100,783.00	15,000.00			285,055.50
Total Other Expense	-394,168.00	44,562.60	54,198.10	277,450.00	223,960.50	39,635.50	34,489.70	4,927.10	285,055.50
Net Other Income	394,168.00	-44,562.60	-54,198.10	-277,450.00	-223,960.50	-39,635.50	-34,489.70	-4,927.10	-285,055.50
Net Income	10,583.00	33,167.40	-27,348.10	0.00	-165,060.50	25,479.50	5,710.30	-3,377.10	-120,845.50

STALLION SPRINGS COMMUNITY SERVICES DISTRICT
MINUTES
FOR THE BOARD OF DIRECTORS REGULAR MEETING

TUESDAY, APRIL 18, 2017 @ 6:00 PM

Call to Order: Chair Gordon

Flag Salute: Director Young

Roll Call: Present: Directors Lamkin, Wellman, Young, and
Chair Gordon

Absent: Director McLaughlin

Note: Go, La, Mc, We and Yo are abbreviations for Directors Gordon, Lamkin, McLaughlin, Wellman and Young respectively. For example: Go;Yo denotes Director Gordon made the motion and Director Young seconded it. Each item relates to the agenda item by the same number. Immediately following each item of these minutes is a description, printed in capital letters of the action taken on that item by the Board of Directors.

- 1) RESERVED FOR PRESIDENT'S COMMENTS AND ADDENDUM.
- 2) PUBLIC PRESENTATIONS. No action taken.
- 3) BOARD MEMBER ITEMS. No action taken.
- 4) APPROVAL OF THE MARCH 21, 2017 REGULAR BOARD MEETING MINUTES. Yo-"I move that we approve the minutes from the March 21, 2017 Regular Board of Directors Meeting." Yo;La. All Ayes. Chair Gordon- "Motion is CARRIED."
- 5) APPROVAL OF THE CHECKS IN THE AMOUNT OF \$124,103.33 AND APPROVAL OF THE CALPERS RETIREMENT PAYMENTS. Yo-"I move that we approve the checks in the amount of \$124,103.33 and the CalPERS retirement payments." Yo;We. All Ayes. Chair Gordon- "Motion is CARRIED."
- 6) FINANCIAL REPORTS. "Financial Reports RECEIVED AND FILED."
- 7) 4H PRESENTATION FOR THE 2017 STALLION SPRINGS COMMUNITY GARDEN. No action taken.
- 8) BOARD APPROVAL OF RESOLUTION 2017-08, AUTHORIZING THE GENERAL MANAGER TO PREPARE A REPORT SUMMARIZING A LIST OF PROPERTIES WITH THE DELINQUENT AND INACTIVE CHARGES AND SET A HEARING DATE IN ACCORDANCE WITH GOVERNMENT CODE SECTION 61115. We-"I make a motion to approve Resolution No. 2017-08, enabling the General Manager to move

forward with the necessary steps to place inactive and delinquent charges on the tax bill." We;Yo. All Ayes. Chair Gordon- "Motion is CARRIED."

- 9) PRESENTATION BY TERRY SCHROEPFER WITH PROVOST & PRITCHARD ON THE WATER RATE STUDY. No action taken.
- 10) APPROVAL OF RESOLUTION NO. 2017-09, A RESOLUTION OF THE BOARD OF DIRECTORS TO INITIATE THE MAJORITY PROTEST PROCESS AND SET A PUBLIC HEARING FOR A WATER RATE INCREASE UNDER PROPOSITION 218.
La-"I move that we approve Resolution No. 2017-09, a Resolution of the Board of Directors to initiate the majority protest process and set a hearing for our water rate increase under proposition 218." La;Yo. All Ayes. Chair Gordon- "Motion is CARRIED."
- 11) POLICE REPORT. "Police Report RECEIVED AND FILED."
- 13) GENERAL MANAGER'S REPORT. "Manager's Report RECEIVED AND FILED."
- 14) MOTION TO ADJOURN. La- "I move that we adjourn this meeting." La;We.

Signed:

Ed Gordon, President
Board of Directors

Attest:

Vanessa Stevens, Secretary
Board of Directors

Stallion Springs Community Services District
Reconciliation Detail
 2101 - CSDA-Bank of The West, Period Ending 04/30/2017

Type	Date	Num	Name	Clr	Amount	Balance
Beginning Balance						7,156.09
Cleared Transactions						
Charges and Cash Advances - 22 items						
Credit Card Charge	04/01/2017	APRIL...	ENTERPRISE REN...	X	-72.13	-72.13
Credit Card Charge	04/01/2017	APRIL...	PAPA'S PIZZA AND...	X	-32.54	-104.67
Credit Card Charge	04/01/2017	FUEL	FASTRIP	X	-26.26	-130.93
Credit Card Charge	04/01/2017	APRIL...	AMAZON.COM	X	-19.06	-149.99
Credit Card Charge	04/04/2017	A4597	EAGLE ENGRAVIN...	X	-90.15	-240.14
Credit Card Charge	04/06/2017	E/408...	CHEVRON USA	X	-125.25	-365.39
Credit Card Charge	04/06/2017	APRIL...	HOME DEPOT	X	-80.44	-445.83
Credit Card Charge	04/10/2017	060592	BEST BUY	X	-53.61	-499.44
Credit Card Charge	04/11/2017	040030	DPT AUTOMOTIVE ...	X	-393.95	-893.39
Credit Card Charge	04/11/2017	08658...	HOME DEPOT	X	-298.90	-1,192.29
Credit Card Charge	04/11/2017	018448	DPT AUTOMOTIVE ...	X	-130.93	-1,323.22
Credit Card Charge	04/12/2017	74444...	NORTHERN TOOL ...	X	-237.44	-1,560.66
Credit Card Charge	04/12/2017	024730	TRACTOR SUPPLY	X	-67.41	-1,628.07
Credit Card Charge	04/14/2017	291325	UNITED STATES P...	X	-1,178.75	-2,806.82
Credit Card Charge	04/20/2017	029875	FAGAN, JOHN O.D.	X	-174.00	-2,980.82
Credit Card Charge	04/20/2017	034180	TRACTOR SUPPLY	X	-134.05	-3,114.87
Credit Card Charge	04/20/2017	09915...	CINDY'S RESTAUR...	X	-49.10	-3,163.97
Credit Card Charge	04/21/2017	077353	ALBERTSONS	X	-24.30	-3,188.27
Credit Card Charge	04/23/2017	10056	FATBURGER	X	-20.88	-3,209.15
Credit Card Charge	04/25/2017	291325	UNITED STATES P...	X	-888.00	-4,097.15
Credit Card Charge	04/27/2017	075770	HARRAHS - FOREST	X	-31.76	-4,128.91
Credit Card Charge	04/27/2017	048694	CARL'S JR RESTA...	X	-9.79	-4,138.70
Total Charges and Cash Advances					-4,138.70	-4,138.70
Payments and Credits - 6 items						
Bill	03/31/2017	MAR ...	BANK OF THE WE...	X	163.27	163.27
Bill	03/31/2017	MAR ...	BANK OF THE WE...	X	421.31	584.58
Bill	03/31/2017	MAR ...	BANK OF THE WE...	X	561.91	1,146.49
Bill	03/31/2017	MAR ...	BANK OF THE WE...	X	1,228.57	2,375.06
Bill	03/31/2017	MAR ...	BANK OF THE WE...	X	2,055.13	4,430.19
Bill	03/31/2017	MAR ...	BANK OF THE WE...	X	2,725.90	7,156.09
Total Cleared Transactions					3,017.39	3,017.39
Cleared Balance					-3,017.39	4,138.70
Register Balance as of 04/30/2017					-3,017.39	4,138.70
Ending Balance					-3,017.39	4,138.70

Stallion Springs Community Services District

Check Detail

CALPERS - APRIL 2017

Type	Num	Date	Name	Memo	Account	Paid Amount	Class	Original Amount
Check	50195	04/11/2017	CALPERS-ADP	PERS-ADP #17-07	1150 · Cash-Bank of the West			-5,557.33
				PERS-ADP #17-07	5149 · CalPers Retirement (CSD)	-826.63	01-Admin	826.63
				PERS-ADP #17-07	5149 · CalPers Retirement (CSD)	-54.70	02-Parks & Rec	54.70
				PERS-ADP #17-07	5149 · CalPers Retirement (CSD)	-1,423.70	03-Public Safety	1,423.70
				PERS-ADP #17-07	5149 · CalPers Retirement (CSD)	-54.70	04-Roads	54.70
				PERS-ADP #17-07	5149 · CalPers Retirement (CSD)	-604.79	05-Water	604.79
				PERS-ADP #17-07	5149 · CalPers Retirement (CSD)	-126.22	06-Sewer	126.22
				PERS-ADP #17-07	5150 · CalPers Retirement (Employees)	-2,466.59	01-Admin	2,466.59
TOTAL						-5,557.33		5,557.33
Check	50198	04/21/2017	CALPERS-ADP	PERS-ADP #17-08	1150 · Cash-Bank of the West			-5,583.28
				PERS-ADP #17-08	5149 · CalPers Retirement (CSD)	-839.91	01-Admin	839.91
				PERS-ADP #17-08	5149 · CalPers Retirement (CSD)	-54.70	02-Parks & Rec	54.70
				PERS-ADP #17-08	5149 · CalPers Retirement (CSD)	-1,423.70	03-Public Safety	1,423.70
				PERS-ADP #17-08	5149 · CalPers Retirement (CSD)	-54.70	04-Roads	54.70
				PERS-ADP #17-08	5149 · CalPers Retirement (CSD)	-604.79	05-Water	604.79
				PERS-ADP #17-08	5149 · CalPers Retirement (CSD)	-126.22	06-Sewer	126.22
				PERS-ADP #17-08	5150 · CalPers Retirement (Employees)	-2,479.26	01-Admin	2,479.26
TOTAL						-5,583.28		5,583.28

Stallion Springs Community Services District Payables Detail Report by Month

April 2017

Type	Date	Name	Memo	Account	Class	Debit	Credit	Balance
ALLAN HANCOCK COLLEGE								
Bill	04/17/2017	ALLAN HANCOCK COLLEGE		2000 - Accounts Payables			124.50	-124.50
Bill	04/17/2017	ALLAN HANCOCK COLLEGE	F.T.O. TRAINING(POST RE-IMBURSEABLE) 11-14-16 T...	5231 - Training/Travel & Cert's	03-Public Safety	124.50		0.00
Total ALLAN HANCOCK COLLEGE						124.50	124.50	0.00
AMERICAN BUSINESS MACHINES-INC.								
Bill	04/17/2017	AMERICAN BUSINESS MACHINE...		2000 - Accounts Payables			8.00	-8.00
Bill	04/17/2017	AMERICAN BUSINESS MACHINE...	GPR-23 TONER BLACK	5647 - Copier Maintenance	01-Admin	8.00		0.00
Total AMERICAN BUSINESS MACHINES-INC.						8.00	8.00	0.00
AMERIPRIDE SERVICES, INC.								
Bill	04/05/2017	AMERIPRIDE SERVICES, INC.		2000 - Accounts Payables			63.90	-63.90
Bill	04/05/2017	AMERIPRIDE SERVICES, INC.	UNIFORM	5663 - Uniform Rental & Cleani...	02-Parks & Rec	7.97		-55.93
Bill	04/05/2017	AMERIPRIDE SERVICES, INC.	UNIFORM	5663 - Uniform Rental & Cleani...	04-Roads	7.97		-47.96
Bill	04/05/2017	AMERIPRIDE SERVICES, INC.	UNIFORM	5663 - Uniform Rental & Cleani...	05-Water	35.44		-12.52
Bill	04/05/2017	AMERIPRIDE SERVICES, INC.	UNIFORM	5663 - Uniform Rental & Cleani...	06-Sewer	12.52		0.00
Bill	04/11/2017	AMERIPRIDE SERVICES, INC.		2000 - Accounts Payables			63.90	-63.90
Bill	04/11/2017	AMERIPRIDE SERVICES, INC.	UNIFORM	5663 - Uniform Rental & Cleani...	02-Parks & Rec	7.97		-55.93
Bill	04/11/2017	AMERIPRIDE SERVICES, INC.	UNIFORM	5663 - Uniform Rental & Cleani...	04-Roads	7.97		-47.96
Bill	04/11/2017	AMERIPRIDE SERVICES, INC.	UNIFORM	5663 - Uniform Rental & Cleani...	05-Water	35.44		-12.52
Bill	04/11/2017	AMERIPRIDE SERVICES, INC.	UNIFORM	5663 - Uniform Rental & Cleani...	06-Sewer	12.52		0.00
Bill	04/18/2017	AMERIPRIDE SERVICES, INC.		2000 - Accounts Payables			63.90	-63.90
Bill	04/18/2017	AMERIPRIDE SERVICES, INC.	UNIFORM	5663 - Uniform Rental & Cleani...	02-Parks & Rec	7.97		-55.93
Bill	04/18/2017	AMERIPRIDE SERVICES, INC.	UNIFORM	5663 - Uniform Rental & Cleani...	04-Roads	7.97		-47.96
Bill	04/18/2017	AMERIPRIDE SERVICES, INC.	UNIFORM	5663 - Uniform Rental & Cleani...	05-Water	35.44		-12.52
Bill	04/18/2017	AMERIPRIDE SERVICES, INC.	UNIFORM	5663 - Uniform Rental & Cleani...	06-Sewer	12.52		0.00
Bill	04/25/2017	AMERIPRIDE SERVICES, INC.		2000 - Accounts Payables			63.90	-63.90
Bill	04/25/2017	AMERIPRIDE SERVICES, INC.	UNIFORM	5663 - Uniform Rental & Cleani...	02-Parks & Rec	7.97		-55.93
Bill	04/25/2017	AMERIPRIDE SERVICES, INC.	UNIFORM	5663 - Uniform Rental & Cleani...	04-Roads	7.97		-47.96
Bill	04/25/2017	AMERIPRIDE SERVICES, INC.	UNIFORM	5663 - Uniform Rental & Cleani...	05-Water	35.44		-12.52
Bill	04/25/2017	AMERIPRIDE SERVICES, INC.	UNIFORM	5663 - Uniform Rental & Cleani...	06-Sewer	12.52		0.00
Total AMERIPRIDE SERVICES, INC.						255.60	255.60	0.00
ANNOUNCE SOLUTIONS								
Bill	04/01/2017	ANNOUNCE SOLUTIONS		2000 - Accounts Payables			932.50	-932.50
Bill	04/01/2017	ANNOUNCE SOLUTIONS	MALEWARE, ICONS, PAGIS, TWO COMPUTER -JENNI/	5673 - Misc. Contract Services	01-Admin	907.00		-25.50
Bill	04/01/2017	ANNOUNCE SOLUTIONS	PD ASSIST WITH ADP	5673 - Misc. Contract Services	03-Public Safety	25.50		0.00
Total ANNOUNCE SOLUTIONS						932.50	932.50	0.00
ARGO CHEMICAL-INC.								
Bill	04/25/2017	ARGO CHEMICAL-INC.		2000 - Accounts Payables			1,079.91	-1,079.91
Bill	04/25/2017	ARGO CHEMICAL-INC.	HYPOCHLORITE SOLUTION 12.5%, CALIFORNIA MILL ...	5523 - Chemicals	06-Sewer	1,079.91		0.00
Total ARGO CHEMICAL-INC.						1,079.91	1,079.91	0.00
AT&T								
Bill	04/01/2017	AT&T		2000 - Accounts Payables			147.97	-147.97
Bill	04/01/2017	AT&T	CELL PHONES	5319 - Telephone	01-Admin	70.57		-77.40
Bill	04/01/2017	AT&T	CELL PHONES	5319 - Telephone	06-Sewer	39.59		-37.81
Bill	04/01/2017	AT&T	CELL PHONES	5319 - Telephone	02-Parks & Rec	37.81		0.00
Total AT&T						147.97	147.97	0.00

Stallion Springs Community Services District Payables Detail Report by Month

April 2017

Type	Date	Name	Memo	Account	Class	Debit	Credit	Balance
AUTO ZONE								
Bill	04/01/2017	AUTO ZONE		2000 - Accounts Payables			212.55	-212.55
Bill	04/01/2017	AUTO ZONE	TRIPLE GAGE EQUIP #15/ROCKER SWITCH	5419 R & S Equipment	04-Roads	52.62		-159.93
Bill	04/01/2017	AUTO ZONE	MOWER BATTERIES EQUIP #124	5419 R & S Equipment	02-Parks & Rec	43.21		-116.72
Bill	04/01/2017	AUTO ZONE	TRUCK BATTERIES TRUCK #6	5415 R & S Vehicles	02-Parks & Rec	116.72		0.00
						212.55	212.55	0.00
Total AUTO ZONE								
BANK OF THE WEST MASTERCARD								
Bill	04/30/2017	BANK OF THE WEST MASTERC...		2000 - Accounts Payables			4,138.70	-4,138.70
Bill	04/30/2017	BANK OF THE WEST MASTERC...	CREDIT CARD	2101 CSDA-Bank of The West	01-Admin	290.33		-3,848.37
Bill	04/30/2017	BANK OF THE WEST MASTERC...	CREDIT CARD	2101 CSDA-Bank of The West	02-Parks & Rec	80.44		-3,767.93
Bill	04/30/2017	BANK OF THE WEST MASTERC...	CREDIT CARD	2101 CSDA-Bank of The West	03-Public Safety	707.20		-3,060.73
Bill	04/30/2017	BANK OF THE WEST MASTERC...	CREDIT CARD	2101 CSDA-Bank of The West	04-Roads	434.12		-2,626.61
Bill	04/30/2017	BANK OF THE WEST MASTERC...	CREDIT CARD	2101 CSDA-Bank of The West	05-Water	2,437.39		-189.22
Bill	04/30/2017	BANK OF THE WEST MASTERC...	CREDIT CARD	2101 CSDA-Bank of The West	06-Sewer	189.22		0.00
						4,138.70	4,138.70	0.00
Total BANK OF THE WEST MASTERCARD								
BARTOW, JERI M.								
Bill	04/28/2017	BARTOW, JERI M.		2000 - Accounts Payables			52.98	-52.98
Bill	04/28/2017	BARTOW, JERI M.	REFUND FOR BARTOW, JERI	4327 - Water Sales Domestic	05-Water	52.98		0.00
						52.98	52.98	0.00
Total BARTOW, JERI M.								
BC LABORATORIES-INC.								
Bill	04/03/2017	BC LABORATORIES-INC.		2000 - Accounts Payables			96.00	-96.00
Bill	04/03/2017	BC LABORATORIES-INC.	LAB ANALYSIS	5631 - Lab Analysis	06-Sewer	96.00		0.00
Bill	04/04/2017	BC LABORATORIES-INC.		2000 - Accounts Payables			19.00	-19.00
Bill	04/04/2017	BC LABORATORIES-INC.	LAB ANALYSIS	5631 - Lab Analysis	06-Sewer	19.00		0.00
Bill	04/05/2017	BC LABORATORIES-INC.		2000 - Accounts Payables			69.00	-69.00
Bill	04/05/2017	BC LABORATORIES-INC.	LAB ANALYSIS	5631 - Lab Analysis	06-Sewer	69.00		0.00
Bill	04/05/2017	BC LABORATORIES-INC.		2000 - Accounts Payables			111.00	-111.00
Bill	04/05/2017	BC LABORATORIES-INC.	LAB ANALYSIS	5631 - Lab Analysis	06-Sewer	111.00		0.00
Bill	04/07/2017	BC LABORATORIES-INC.		2000 - Accounts Payables			19.00	-19.00
Bill	04/07/2017	BC LABORATORIES-INC.	LAB ANALYSIS	5631 - Lab Analysis	06-Sewer	19.00		0.00
Bill	04/10/2017	BC LABORATORIES-INC.		2000 - Accounts Payables			69.00	-69.00
Bill	04/10/2017	BC LABORATORIES-INC.	LAB ANALYSIS	5631 - Lab Analysis	06-Sewer	69.00		0.00
Bill	04/12/2017	BC LABORATORIES-INC.		2000 - Accounts Payables			113.00	-113.00
Bill	04/12/2017	BC LABORATORIES-INC.	LAB ANALYSIS	5631 - Lab Analysis	06-Sewer	113.00		0.00
Bill	04/12/2017	BC LABORATORIES-INC.		2000 - Accounts Payables			96.00	-96.00
Bill	04/12/2017	BC LABORATORIES-INC.	LAB ANALYSIS	5631 - Lab Analysis	06-Sewer	96.00		0.00
Bill	04/13/2017	BC LABORATORIES-INC.		2000 - Accounts Payables			19.00	-19.00
Bill	04/13/2017	BC LABORATORIES-INC.	LAB ANALYSIS	5631 - Lab Analysis	06-Sewer	19.00		0.00
Bill	04/17/2017	BC LABORATORIES-INC.		2000 - Accounts Payables			69.00	-69.00
Bill	04/17/2017	BC LABORATORIES-INC.	LAB ANALYSIS	5631 - Lab Analysis	06-Sewer	69.00		0.00
Bill	04/21/2017	BC LABORATORIES-INC.		2000 - Accounts Payables			19.00	-19.00
Bill	04/21/2017	BC LABORATORIES-INC.	LAB ANALYSIS	5631 - Lab Analysis	06-Sewer	19.00		0.00
Bill	04/21/2017	BC LABORATORIES-INC.		2000 - Accounts Payables			160.00	-160.00
Bill	04/21/2017	BC LABORATORIES-INC.	LAB ANALYSIS	5631 - Lab Analysis	06-Sewer	160.00		0.00
Bill	04/25/2017	BC LABORATORIES-INC.		2000 - Accounts Payables			69.00	-69.00
Bill	04/25/2017	BC LABORATORIES-INC.	LAB ANALYSIS	5631 - Lab Analysis	06-Sewer	69.00		0.00
Bill	04/26/2017	BC LABORATORIES-INC.		2000 - Accounts Payables			160.00	-160.00
Bill	04/26/2017	BC LABORATORIES-INC.	LAB ANALYSIS	5631 - Lab Analysis	06-Sewer	160.00		0.00
Bill	04/27/2017	BC LABORATORIES-INC.		2000 - Accounts Payables			19.00	-19.00
Bill	04/27/2017	BC LABORATORIES-INC.	LAB ANALYSIS	5631 - Lab Analysis	06-Sewer	19.00		0.00
						1,107.00	1,107.00	0.00
Total BC LABORATORIES-INC.								

Stallion Springs Community Services District Payables Detail Report by Month

April 2017

Type	Date	Name	Memo	Account	Class	Debit	Credit	Balance
BENZ PROPANE CO., INC.								
Bill	04/30/2017	BENZ PROPANE CO., INC.		2000 · Accounts Payables			152.80	-152.80
Bill	04/30/2017	BENZ PROPANE CO., INC.	PROPANE	5323 · Propane	01-Admin	152.80		0.00
Total BENZ PROPANE CO., INC.						152.80	152.80	0.00
BENZ SANITATION								
Bill	04/30/2017	BENZ SANITATION		2000 · Accounts Payables			18.70	-18.70
Bill	04/30/2017	BENZ SANITATION	APRIL BIN RENT	5643 · Refuse Collection	02-Parks & Rec	18.70		0.00
Total BENZ SANITATION						18.70	18.70	0.00
BEST, JAMES								
Bill	04/04/2017	BEST, JAMES		2000 · Accounts Payables			350.00	-350.00
Bill	04/04/2017	BEST, JAMES	PAYROLL PP 17-07 ADP CREDITED AMT DUE TO ERR...	5115 · Regular Salaries	03-Public Safety	350.00		0.00
Total BEST, JAMES						350.00	350.00	0.00
CALPERS FINANCIAL REPORTING								
Bill	04/01/2017	CALPERS FINANCIAL REPORTING		2000 · Accounts Payables			1,186.11	-1,186.11
Bill	04/01/2017	CALPERS FINANCIAL REPORTING	ANNUAL UNFUNDED LIABILITY (APRIL)	5149 · CalPers Retirement (CS...	01-Admin	505.28		-680.83
Bill	04/01/2017	CALPERS FINANCIAL REPORTING	ANNUAL UNFUNDED LIABILITY (APRIL)	5149 · CalPers Retirement (CS...	02-Parks & Rec	104.38		-576.45
Bill	04/01/2017	CALPERS FINANCIAL REPORTING	ANNUAL UNFUNDED LIABILITY (APRIL)	5149 · CalPers Retirement (CS...	05-Water	441.23		-135.22
Bill	04/01/2017	CALPERS FINANCIAL REPORTING	ANNUAL UNFUNDED LIABILITY (APRIL)	5149 · CalPers Retirement (CS...	06-Sewer	135.22		0.00
Bill	04/01/2017	CALPERS FINANCIAL REPORTING		2000 · Accounts Payables			974.97	-974.97
Bill	04/01/2017	CALPERS FINANCIAL REPORTING	ANNUAL UNFUNDED LIABILITY (APRIL)	5149 · CalPers Retirement (CS...	03-Public Safety	974.97		0.00
Bill	04/01/2017	CALPERS FINANCIAL REPORTING		2000 · Accounts Payables			11.00	-11.00
Bill	04/01/2017	CALPERS FINANCIAL REPORTING	ANNUAL UNFUNDED LIABILITY (APRIL)	5149 · CalPers Retirement (CS...	03-Public Safety	11.00		0.00
Total CALPERS FINANCIAL REPORTING						2,172.08	2,172.08	0.00
CLEROU TIRE COMPANY, INC.								
Bill	04/06/2017	CLEROU TIRE COMPANY, INC.		2000 · Accounts Payables			3,604.51	-3,604.51
Bill	04/06/2017	CLEROU TIRE COMPANY, INC.	19.5L-24 TITAN R4 10 PLY/MOUNTING/TIRE DISPOSAL	5419 · R & S Equipment	08-Solid Waste	1,355.32		-2,249.19
Bill	04/06/2017	CLEROU TIRE COMPANY, INC.	19.5L-24 TITAN R4/125/80-18 TITAN R4/MOUNTING/TIR...	5419 · R & S Equipment	05-Water	2,065.23		-183.96
Bill	04/06/2017	CLEROU TIRE COMPANY, INC.	TIRE DISPOSAL/MILEAGE	5419 · R & S Equipment	08-Solid Waste	75.61		-108.35
Bill	04/06/2017	CLEROU TIRE COMPANY, INC.	TIRE DISPOSAL/MILEAGE	5419 · R & S Equipment	05-Water	75.61		-32.74
Bill	04/06/2017	CLEROU TIRE COMPANY, INC.	CAL TIRE RECYCLING FEE	5419 · R & S Equipment	08-Solid Waste	16.37		-16.37
Bill	04/06/2017	CLEROU TIRE COMPANY, INC.	CAL TIRE RECYCLING FEE	5419 · R & S Equipment	05-Water	16.37		0.00
Total CLEROU TIRE COMPANY, INC.						3,604.51	3,604.51	0.00
COASTLINE EQUIPMENT-INC.								
Bill	04/18/2017	COASTLINE EQUIPMENT-INC.		2000 · Accounts Payables			112.67	-112.67
Bill	04/18/2017	COASTLINE EQUIPMENT-INC.	PINS/TOOTH FOR EQUIPMENT #103	5419 · R & S Equipment	08-Solid Waste	112.67		0.00
Total COASTLINE EQUIPMENT-INC.						112.67	112.67	0.00
COLONIAL LIFE INSURANCE								
Bill	04/26/2017	COLONIAL LIFE INSURANCE		2000 · Accounts Payables			592.18	-592.18
Bill	04/26/2017	COLONIAL LIFE INSURANCE	EMPLOYEE INSURANCE-EMPLOYER PORTION	5155 · Disability Insurance	01-Admin	159.18		-433.00
Bill	04/26/2017	COLONIAL LIFE INSURANCE	EMPLOYEE INSURANCE-EMPLOYER PORTION	5155 · Disability Insurance	02-Parks & Rec	23.08		-409.92
Bill	04/26/2017	COLONIAL LIFE INSURANCE	EMPLOYEE INSURANCE-EMPLOYER PORTION	5155 · Disability Insurance	03-Public Safety	138.48		-271.44
Bill	04/26/2017	COLONIAL LIFE INSURANCE	EMPLOYEE INSURANCE-EMPLOYER PORTION	5155 · Disability Insurance	04-Roads	23.08		-248.36
Bill	04/26/2017	COLONIAL LIFE INSURANCE	EMPLOYEE INSURANCE-EMPLOYER PORTION	5155 · Disability Insurance	05-Water	203.58		-44.78
Bill	04/26/2017	COLONIAL LIFE INSURANCE	EMPLOYEE INSURANCE-EMPLOYER PORTION	5155 · Disability Insurance	06-Sewer	44.78		0.00
Total COLONIAL LIFE INSURANCE						592.18	592.18	0.00

Stallion Springs Community Services District Payables Detail Report by Month

April 2017

Type	Date	Name	Memo	Account	Class	Debit	Credit	Balance
DINNERVILLE TRUCKING COMPANY-INC.								
Bill	04/18/2017	DINNERVILLE TRUCKING COMP...		2000 · Accounts Payables			1,650.00	-1,650.00
Bill	04/18/2017	DINNERVILLE TRUCKING COMP...	A-BASE	5527 · Road Patch	05-Water	825.00		-825.00
Bill	04/18/2017	DINNERVILLE TRUCKING COMP...	COLD PATCH	5527 · Road Patch	04-Roads	825.00		0.00
Total DINNERVILLE TRUCKING COMPANY-INC.						1,650.00	1,650.00	0.00
ED GORDON								
Bill	04/23/2017	ED GORDON		2000 · Accounts Payables			614.00	-614.00
Bill	04/23/2017	ED GORDON	SPECIAL DISTRICT LEADERSHIP ACADEMY	5231 · Training/Travel & Cert's	01-Admin	614.00		0.00
Total ED GORDON						614.00	614.00	0.00
GAS COMPANY								
Bill	04/14/2017	GAS COMPANY	11931674714	2000 · Accounts Payables			101.58	-101.58
Bill	04/14/2017	GAS COMPANY	NATURAL GAS - FIRE	5327 · Natural Gas	07-Fire Dept	101.58		0.00
Bill	04/14/2017	GAS COMPANY	16937027700	2000 · Accounts Payables			89.47	-89.47
Bill	04/14/2017	GAS COMPANY	NATURAL GAS - GYM	5327 · Natural Gas	02-Parks & Rec	89.47		0.00
Bill	04/14/2017	GAS COMPANY	15676656166	2000 · Accounts Payables			58.47	-58.47
Bill	04/14/2017	GAS COMPANY	NATURAL GAS - ADMIN BLDG	5327 · Natural Gas	01-Admin	58.47		0.00
Bill	04/14/2017	GAS COMPANY	03077227803	2000 · Accounts Payables			14.30	-14.30
Bill	04/14/2017	GAS COMPANY	NATURAL GAS - POOL	5327 · Natural Gas	02-Parks & Rec	14.30		0.00
Bill	04/14/2017	GAS COMPANY	03321675690	2000 · Accounts Payables			25.29	-25.29
Bill	04/14/2017	GAS COMPANY	NATURAL GAS - CSD BV	5327 · Natural Gas	03-Public Safety	25.29		0.00
Total GAS COMPANY						289.11	289.11	0.00
HOME DEPOT CREDIT SERVICES-INC.								
Bill	04/18/2017	HOME DEPOT CREDIT SERVICE...		2000 · Accounts Payables			21.42	-21.42
Bill	04/18/2017	HOME DEPOT CREDIT SERVICE...	SOLAR FLAG POLE LIGHT FOR MAN O WAR PARK	5531 · Supplies & Materials	02-Parks & Rec	21.42		0.00
Bill	04/18/2017	HOME DEPOT CREDIT SERVICE...		2000 · Accounts Payables			128.47	-128.47
Bill	04/18/2017	HOME DEPOT CREDIT SERVICE...	PARTICULATE RESPIRATOR/RESPIRATOR FILTER PA...	5533 · Tools & Equipment	02-Parks & Rec	128.47		0.00
Bill	04/27/2017	HOME DEPOT CREDIT SERVICE...		2000 · Accounts Payables			90.05	-90.05
Bill	04/27/2017	HOME DEPOT CREDIT SERVICE...	3" CHLORINE TABS 35LB SHOCK - 5 PK	5523 · Chemicals	02-Parks & Rec	90.05		0.00
Total HOME DEPOT CREDIT SERVICES-INC.						239.94	239.94	0.00
INDEPENDENT FIRE & SAFETY, INC.								
Bill	04/01/2017	INDEPENDENT FIRE & SAFETY, I...		2000 · Accounts Payables			961.92	-961.92
Bill	04/01/2017	INDEPENDENT FIRE & SAFETY, I...	ANNUAL MAINTENANCE SERVICE	5673 · Misc. Contract Services	01-Admin	423.24		-538.68
Bill	04/01/2017	INDEPENDENT FIRE & SAFETY, I...	ANNUAL MAINTENANCE SERVICE	5673 · Misc. Contract Services	02-Parks & Rec	134.67		-404.01
Bill	04/01/2017	INDEPENDENT FIRE & SAFETY, I...	ANNUAL MAINTENANCE SERVICE	5673 · Misc. Contract Services	03-Public Safety	163.53		-240.48
Bill	04/01/2017	INDEPENDENT FIRE & SAFETY, I...	ANNUAL MAINTENANCE SERVICE	5673 · Misc. Contract Services	05-Water	105.81		-134.67
Bill	04/01/2017	INDEPENDENT FIRE & SAFETY, I...	ANNUAL MAINTENANCE SERVICE	5673 · Misc. Contract Services	06-Sewer	105.81		-28.86
Bill	04/01/2017	INDEPENDENT FIRE & SAFETY, I...	ANNUAL MAINTENANCE SERVICE	5673 · Misc. Contract Services	08-Solid Waste	28.86		0.00
Total INDEPENDENT FIRE & SAFETY, INC.						961.92	961.92	0.00
INSIGHT DIRECT USA, INC								
Bill	04/01/2017	INSIGHT DIRECT USA, INC		2000 · Accounts Payables			1,092.62	-1,092.62
Bill	04/01/2017	INSIGHT DIRECT USA, INC	COMPUTER/MONITOR/MICROSOFT OFFICE HOME LIC...	8015 · Capital Equipment	01-Admin	1,092.62		0.00
Bill	04/01/2017	INSIGHT DIRECT USA, INC		2000 · Accounts Payables			1,327.52	-1,327.52
Bill	04/01/2017	INSIGHT DIRECT USA, INC	PRINTER/TONER CARTRIDGE MONITOR/MICROSOFT ...	8015 · Capital Equipment	02-Parks & Rec	1,327.52		0.00
Bill	04/01/2017	INSIGHT DIRECT USA, INC		2000 · Accounts Payables			932.20	-932.20
Bill	04/01/2017	INSIGHT DIRECT USA, INC	HP PRO DESK 600 G2- SERIAL #MXL6241LL5	8015 · Capital Equipment	01-Admin	932.20		0.00
Total INSIGHT DIRECT USA, INC						3,352.34	3,352.34	0.00

Stallion Springs Community Services District Payables Detail Report by Month

April 2017

Type	Date	Name	Memo	Account	Class	Debit	Credit	Balance
JUDICIAL DATA SYSTEM CORP.								
Bill	04/25/2017	JUDICIAL DATA SYSTEM CORP.		2000 · Accounts Payables			100.00	-100.00
Bill	04/25/2017	JUDICIAL DATA SYSTEM CORP.	PARKING CITATIONS	5675 · PD Parking Citation Con...	03-Public Safety	100.00		0.00
Total JUDICIAL DATA SYSTEM CORP.						100.00	100.00	0.00
KERN TURF SUPPLY, INC.								
Bill	04/20/2017	KERN TURF SUPPLY, INC.		2000 · Accounts Payables			710.81	-710.81
Bill	04/20/2017	KERN TURF SUPPLY, INC.	WEED KILLER - WEEDABATEMENT	5272 · Weed Abatement Cost	04-Roads	710.81		0.00
Total KERN TURF SUPPLY, INC.						710.81	710.81	0.00
MCCROMETER, INC.								
Bill	04/17/2017	MCCROMETER, INC.		2000 · Accounts Payables			603.73	-603.73
Bill	04/17/2017	MCCROMETER, INC.	CALIBRATION OF EFFLUENT METER	5419 · R & S Equipment	06-Sewer	603.73		0.00
Total MCCROMETER, INC.						603.73	603.73	0.00
MOJAVE SANITATION-INC.								
Bill	04/01/2017	MOJAVE SANITATION-INC.		2000 · Accounts Payables			18.70	-18.70
Bill	04/01/2017	MOJAVE SANITATION-INC.	MARCH BIN RENT	5643 · Refuse Collection	02-Parks & Rec	18.70		0.00
Bill	04/30/2017	MOJAVE SANITATION-INC.		2000 · Accounts Payables			7,038.00	-7,038.00
Bill	04/30/2017	MOJAVE SANITATION-INC.	APRIL ROLLOFFS	5643 · Refuse Collection	08-Solid Waste	7,038.00		0.00
Total MOJAVE SANITATION-INC.						7,056.70	7,056.70	0.00
OLD TOWN POSTAL								
Bill	04/14/2017	OLD TOWN POSTAL		2000 · Accounts Payables			32.25	-32.25
Bill	04/14/2017	OLD TOWN POSTAL	TRACT/LOT/BLOCK MAPS 33X17	5265 · Printing Cost	01-Admin	32.25		0.00
Total OLD TOWN POSTAL						32.25	32.25	0.00
PETTY CASH								
Bill	04/30/2017	PETTY CASH		2000 · Accounts Payables			228.11	-228.11
Bill	04/30/2017	PETTY CASH	OIL CHANGE FOR 2009 FORD EXPLORER VEH #12	5415 · R & S Vehicles	03-Public Safety	49.74		-178.37
Bill	04/30/2017	PETTY CASH	MONEY ORDERS FOR WEEDABATEMENT LIENS	5257 · Permits/Fees/Inspection	02-Parks & Rec	89.30		-89.07
Bill	04/30/2017	PETTY CASH	POSTAGE - CHANGE OF ADDRESSES	5223 · Postage & UPS	05-Water	1.16		-87.91
Bill	04/30/2017	PETTY CASH	PD KEYS FOR CROWN VIC	5531 · Supplies & Materials	03-Public Safety	9.08		-78.83
Bill	04/30/2017	PETTY CASH	VOLUNTEER FOOD/WATER	5253 · Expense Account	01-Admin	36.53		-42.30
Bill	04/30/2017	PETTY CASH	FUEL FOR JAMES PACK	5423 · Fuel	06-Sewer	10.00		-32.30
Bill	04/30/2017	PETTY CASH	VOLUNTEER FOOD/WATER	5253 · Expense Account	05-Water	30.17		-2.13
Bill	04/30/2017	PETTY CASH	STALLION SPRINGS GENERAL STORE	5227 · Office Supplies	02-Parks & Rec	2.13		0.00
Total PETTY CASH						228.11	228.11	0.00
PITNEY BOWES								
Bill	04/11/2017	PITNEY BOWES		2000 · Accounts Payables			132.26	-132.26
Bill	04/11/2017	PITNEY BOWES	POSTAGE METER RENTAL	5651 · Postage Meter Lease	01-Admin	132.26		0.00
Total PITNEY BOWES						132.26	132.26	0.00
POSTMASTER								
Bill	04/20/2017	POSTMASTER		2000 · Accounts Payables			800.00	-800.00
Bill	04/20/2017	POSTMASTER	PERMIT#220 POSTAGE	5223 · Postage & UPS	01-Admin	800.00		0.00
Total POSTMASTER						800.00	800.00	0.00

Stallion Springs Community Services District Payables Detail Report by Month

April 2017

Type	Date	Name	Memo	Account	Class	Debit	Credit	Balance
PROVOST & PRITCHARD-INC.								
Bill	04/01/2017	PROVOST & PRITCHARD-INC.		2000 · Accounts Payables			5,775.00	-5,775.00
Bill	04/01/2017	PROVOST & PRITCHARD-INC.	WATER RATE STUDY	5619 · Engineering	05-Water	5,775.00		0.00
Bill	04/20/2017	PROVOST & PRITCHARD-INC.		2000 · Accounts Payables			3,900.00	-3,900.00
Bill	04/20/2017	PROVOST & PRITCHARD-INC.	WATER RATE STUDY	5619 · Engineering	05-Water	3,900.00		0.00
Total PROVOST & PRITCHARD-INC.						9,675.00	9,675.00	0.00
QUINN CATERPILLAR-INC.								
Bill	04/01/2017	QUINN CATERPILLAR-INC.		2000 · Accounts Payables			763.92	-763.92
Bill	04/01/2017	QUINN CATERPILLAR-INC.	EDGE CUTTING/BOLT/NUT/WASHER/TIP-TWIN SHA/TI...	5419 · R & S Equipment	05-Water	763.92		0.00
Bill	04/03/2017	QUINN CATERPILLAR-INC.		2000 · Accounts Payables			96.59	-96.59
Bill	04/03/2017	QUINN CATERPILLAR-INC.	HYDRO-10W-5 GAL	5419 · R & S Equipment	05-Water	96.59		0.00
Total QUINN CATERPILLAR-INC.						860.51	860.51	0.00
RACE COMMUNICATIONS COMPANY								
Bill	04/01/2017	RACE COMMUNICATIONS COMP...		2000 · Accounts Payables			143.06	-143.06
Bill	04/01/2017	RACE COMMUNICATIONS COMP...	INTERNET/TV	5806 · PD GrantAB109-Service...	03-Public Safety	143.06		0.00
Total RACE COMMUNICATIONS COMPANY						143.06	143.06	0.00
RSI PETROLEUM-INC.								
Bill	04/30/2017	RSI PETROLEUM-INC.		2000 · Accounts Payables			3,263.09	-3,263.09
Bill	04/30/2017	RSI PETROLEUM-INC.	FUEL	5423 · Fuel	01-Admin	53.45		-3,209.64
Bill	04/30/2017	RSI PETROLEUM-INC.	FUEL	5423 · Fuel	03-Public Safety	671.56		-2,538.08
Bill	04/30/2017	RSI PETROLEUM-INC.	FUEL	5423 · Fuel	04-Roads	588.89		-1,949.19
Bill	04/30/2017	RSI PETROLEUM-INC.	FUEL	5423 · Fuel	05-Water	1,054.47		-894.72
Bill	04/30/2017	RSI PETROLEUM-INC.	FUEL	5423 · Fuel	06-Sewer	612.97		-281.75
Bill	04/30/2017	RSI PETROLEUM-INC.	FUEL	5423 · Fuel	08-Solid Waste	180.45		-101.30
Bill	04/30/2017	RSI PETROLEUM-INC.	FUEL	5423 · Fuel	02-Parks & Rec	101.30		0.00
Total RSI PETROLEUM-INC.						3,263.09	3,263.09	0.00
RWL WATER USA								
Bill	04/10/2017	RWL WATER USA		2000 · Accounts Payables			11,518.00	-11,518.00
Bill	04/10/2017	RWL WATER USA	REMAINDER FOR AERATORS	8019 · Capital Improvements	06-Sewer	11,518.00		0.00
Total RWL WATER USA						11,518.00	11,518.00	0.00
SAIL THRU CAR WASH								
Bill	04/30/2017	SAIL THRU CAR WASH		2000 · Accounts Payables			63.00	-63.00
Bill	04/30/2017	SAIL THRU CAR WASH	TICKET #M508982 (VEH #15)	5253 · Expense Account	03-Public Safety	7.00		-56.00
Bill	04/30/2017	SAIL THRU CAR WASH	TICKET #M512518 (VEH #15)	5253 · Expense Account	03-Public Safety	7.00		-49.00
Bill	04/30/2017	SAIL THRU CAR WASH	TICKET #M512726 (VEH #	5253 · Expense Account	03-Public Safety	7.00		-42.00
Bill	04/30/2017	SAIL THRU CAR WASH	TICKET #M513836 (VEH #16)	5253 · Expense Account	03-Public Safety	7.00		-35.00
Bill	04/30/2017	SAIL THRU CAR WASH	TICKET #M515153 (VEH #15)	5253 · Expense Account	03-Public Safety	7.00		-28.00
Bill	04/30/2017	SAIL THRU CAR WASH	TICKET #515769 (VEH #16)	5253 · Expense Account	03-Public Safety	7.00		-21.00
Bill	04/30/2017	SAIL THRU CAR WASH	TICKET #M515868 (VEH#16)	5253 · Expense Account	03-Public Safety	7.00		-14.00
Bill	04/30/2017	SAIL THRU CAR WASH	TICKET #M519829 (VEH#16)	5253 · Expense Account	03-Public Safety	7.00		-7.00
Bill	04/30/2017	SAIL THRU CAR WASH	TICKET #M520219 (VEH#15)	5253 · Expense Account	03-Public Safety	7.00		0.00
Total SAIL THRU CAR WASH						63.00	63.00	0.00
SBI PARKING LOT & HIGHWAY IMPROVEMENT								
Bill	04/21/2017	SBI PARKING LOT & HIGHWAY I...		2000 · Accounts Payables			2,100.00	-2,100.00
Bill	04/21/2017	SBI PARKING LOT & HIGHWAY I...	STRIPE 1 FULL BASKETBALL COURT 46' W 78' L/PICK...	5673 · Misc. Contract Services	02-Parks & Rec	2,100.00		0.00
Total SBI PARKING LOT & HIGHWAY IMPROVEMENT						2,100.00	2,100.00	0.00

Stallion Springs Community Services District Payables Detail Report by Month

April 2017

Type	Date	Name	Memo	Account	Class	Debit	Credit	Balance
SNIDER, SUZETTE								
Bill	04/05/2017	SNIDER, SUZETTE		2000 · Accounts Payables			75.00	-75.00
Bill	04/05/2017	SNIDER, SUZETTE	NOTARY	5257 · Permits/Fees/Inspection	01-Admin	75.00		0.00
Total SNIDER, SUZETTE						75.00	75.00	0.00
SOUTHERN CALIFORNIA EDISON								
Bill	04/30/2017	SOUTHERN CALIFORNIA EDISON		2000 · Accounts Payables			6,599.59	-6,599.59
Bill	04/30/2017	SOUTHERN CALIFORNIA EDISON	ELECTRIC	5315 · Electric	01-Admin	438.49		-6,161.10
Bill	04/30/2017	SOUTHERN CALIFORNIA EDISON	ELECTRIC	5315 · Electric	02-Parks & Rec	952.98		-5,208.12
Bill	04/30/2017	SOUTHERN CALIFORNIA EDISON	ELECTRIC	5315 · Electric	04-Roads	23.31		-5,184.81
Bill	04/30/2017	SOUTHERN CALIFORNIA EDISON	ELECTRIC	5315 · Electric	05-Water	3,859.16		-1,325.65
Bill	04/30/2017	SOUTHERN CALIFORNIA EDISON	ELECTRIC	5315 · Electric	06-Sewer	945.66		-379.99
Bill	04/30/2017	SOUTHERN CALIFORNIA EDISON	ELECTRIC	5315 · Electric	07-Fire Dept	379.99		0.00
Total SOUTHERN CALIFORNIA EDISON						6,599.59	6,599.59	0.00
SPECIAL DISTRICTS RISK MANAGEM								
Bill	04/01/2017	SPECIAL DISTRICTS RISK MANA...		2000 · Accounts Payables			17,486.00	-17,486.00
Bill	04/01/2017	SPECIAL DISTRICTS RISK MANA...	MEDICAL INSURANCE (APRIL)	5135 · Medical Insurance	01-Admin	2,410.50		-15,075.50
Bill	04/01/2017	SPECIAL DISTRICTS RISK MANA...	MEDICAL INSURANCE (APRIL)	5135 · Medical Insurance	02-Parks & Rec	254.00		-14,821.50
Bill	04/01/2017	SPECIAL DISTRICTS RISK MANA...	MEDICAL INSURANCE (APRIL)	5135 · Medical Insurance	03-Public Safety	7,978.00		-6,843.50
Bill	04/01/2017	SPECIAL DISTRICTS RISK MANA...	MEDICAL INSURANCE (APRIL)	5135 · Medical Insurance	04-Roads	254.00		-6,589.50
Bill	04/01/2017	SPECIAL DISTRICTS RISK MANA...	MEDICAL INSURANCE (APRIL)	5135 · Medical Insurance	05-Water	4,751.50		-1,838.00
Bill	04/01/2017	SPECIAL DISTRICTS RISK MANA...	MEDICAL INSURANCE (APRIL)	5135 · Medical Insurance	06-Sewer	1,838.00		0.00
Bill	04/01/2017	SPECIAL DISTRICTS RISK MANA...		2000 · Accounts Payables			1,229.82	-1,229.82
Bill	04/01/2017	SPECIAL DISTRICTS RISK MANA...	DENTAL INSURANCE (APRIL)	5139 · Dental Insurance	01-Admin	139.50		-1,090.32
Bill	04/01/2017	SPECIAL DISTRICTS RISK MANA...	DENTAL INSURANCE (APRIL)	5139 · Dental Insurance	02-Parks & Rec	35.50		-1,054.82
Bill	04/01/2017	SPECIAL DISTRICTS RISK MANA...	DENTAL INSURANCE (APRIL)	5139 · Dental Insurance	03-Public Safety	333.00		-721.82
Bill	04/01/2017	SPECIAL DISTRICTS RISK MANA...	DENTAL INSURANCE (APRIL)	5139 · Dental Insurance	04-Roads	35.50		-686.32
Bill	04/01/2017	SPECIAL DISTRICTS RISK MANA...	DENTAL INSURANCE (APRIL)	5139 · Dental Insurance	05-Water	390.50		-295.82
Bill	04/01/2017	SPECIAL DISTRICTS RISK MANA...	DENTAL INSURANCE (APRIL)	5139 · Dental Insurance	06-Sewer	111.00		-184.82
Bill	04/01/2017	SPECIAL DISTRICTS RISK MANA...	VISION INSURANCE (APRIL)	5143 · Vision Insurance	01-Admin	23.05		-161.77
Bill	04/01/2017	SPECIAL DISTRICTS RISK MANA...	VISION INSURANCE (APRIL)	5143 · Vision Insurance	02-Parks & Rec	6.32		-155.45
Bill	04/01/2017	SPECIAL DISTRICTS RISK MANA...	VISION INSURANCE (APRIL)	5143 · Vision Insurance	03-Public Safety	59.97		-95.48
Bill	04/01/2017	SPECIAL DISTRICTS RISK MANA...	VISION INSURANCE (APRIL)	5143 · Vision Insurance	04-Roads	6.33		-89.15
Bill	04/01/2017	SPECIAL DISTRICTS RISK MANA...	VISION INSURANCE (APRIL)	5143 · Vision Insurance	05-Water	69.16		-19.99
Bill	04/01/2017	SPECIAL DISTRICTS RISK MANA...	VISION INSURANCE (APRIL)	5143 · Vision Insurance	06-Sewer	19.99		0.00
Bill	04/01/2017	SPECIAL DISTRICTS RISK MANA...		2000 · Accounts Payables			20,654.00	-20,654.00
Bill	04/01/2017	SPECIAL DISTRICTS RISK MANA...	MEDICAL INSURANCE (MAY)	5135 · Medical Insurance	01-Admin	5,578.50		-15,075.50
Bill	04/01/2017	SPECIAL DISTRICTS RISK MANA...	MEDICAL INSURANCE (MAY)	5135 · Medical Insurance	02-Parks & Rec	254.00		-14,821.50
Bill	04/01/2017	SPECIAL DISTRICTS RISK MANA...	MEDICAL INSURANCE (MAY)	5135 · Medical Insurance	03-Public Safety	7,978.00		-6,843.50
Bill	04/01/2017	SPECIAL DISTRICTS RISK MANA...	MEDICAL INSURANCE (MAY)	5135 · Medical Insurance	04-Roads	254.00		-6,589.50
Bill	04/01/2017	SPECIAL DISTRICTS RISK MANA...	MEDICAL INSURANCE (MAY)	5135 · Medical Insurance	05-Water	4,751.50		-1,838.00
Bill	04/01/2017	SPECIAL DISTRICTS RISK MANA...	MEDICAL INSURANCE (MAY)	5135 · Medical Insurance	06-Sewer	1,838.00		0.00
Bill	04/24/2017	SPECIAL DISTRICTS RISK MANA...		2000 · Accounts Payables			1,443.27	-1,443.27
Bill	04/24/2017	SPECIAL DISTRICTS RISK MANA...	DENTAL INSURANCE (MAY)	5139 · Dental Insurance	01-Admin	319.50		-1,123.77
Bill	04/24/2017	SPECIAL DISTRICTS RISK MANA...	DENTAL INSURANCE (MAY)	5139 · Dental Insurance	02-Parks & Rec	35.50		-1,088.27
Bill	04/24/2017	SPECIAL DISTRICTS RISK MANA...	DENTAL INSURANCE (MAY)	5139 · Dental Insurance	03-Public Safety	333.00		-755.27
Bill	04/24/2017	SPECIAL DISTRICTS RISK MANA...	DENTAL INSURANCE (MAY)	5139 · Dental Insurance	04-Roads	35.50		-719.77
Bill	04/24/2017	SPECIAL DISTRICTS RISK MANA...	DENTAL INSURANCE (MAY)	5139 · Dental Insurance	05-Water	390.50		-329.27
Bill	04/24/2017	SPECIAL DISTRICTS RISK MANA...	DENTAL INSURANCE (MAY)	5139 · Dental Insurance	06-Sewer	111.00		-218.27
Bill	04/24/2017	SPECIAL DISTRICTS RISK MANA...	VISION INSURANCE (MAY)	5143 · Vision Insurance	01-Admin	56.50		-161.77
Bill	04/24/2017	SPECIAL DISTRICTS RISK MANA...	VISION INSURANCE (MAY)	5143 · Vision Insurance	02-Parks & Rec	6.32		-155.45
Bill	04/24/2017	SPECIAL DISTRICTS RISK MANA...	VISION INSURANCE (MAY)	5143 · Vision Insurance	03-Public Safety	59.97		-95.48
Bill	04/24/2017	SPECIAL DISTRICTS RISK MANA...	VISION INSURANCE (MAY)	5143 · Vision Insurance	04-Roads	6.33		-89.15
Bill	04/24/2017	SPECIAL DISTRICTS RISK MANA...	VISION INSURANCE (MAY)	5143 · Vision Insurance	05-Water	69.16		-19.99
Bill	04/24/2017	SPECIAL DISTRICTS RISK MANA...	VISION INSURANCE (MAY)	5143 · Vision Insurance	06-Sewer	19.99		0.00
Total SPECIAL DISTRICTS RISK MANAGEM						40,813.09	40,813.09	0.00

Stallion Springs Community Services District Payables Detail Report by Month

April 2017

Type	Date	Name	Memo	Account	Class	Debit	Credit	Balance
STALLION SPRINGS GENERAL STORE								
Bill	04/18/2017	STALLION SPRINGS GENERAL S...		2000 · Accounts Payables			218.03	-218.03
Bill	04/18/2017	STALLION SPRINGS GENERAL S...	SAFETY GLASSES	5261 · Clothing/Safety Equip./U...	05-Water	109.33		-108.70
Bill	04/18/2017	STALLION SPRINGS GENERAL S...	DIESEL FUEL	5423 · Fuel	04-Roads	108.70		0.00
Total STALLION SPRINGS GENERAL STORE						218.03	218.03	0.00
STATE WATER RESOURCE CONTROL B								
Bill	04/12/2017	STATE WATER RESOURCE CON...		2000 · Accounts Payables			7,099.00	-7,099.00
Bill	04/12/2017	STATE WATER RESOURCE CON...	LARGE WATER SYSTEM FEES 7/1/16 - 6/30/17	5257 · Permits/Fees/Inspection	05-Water	7,099.00		0.00
Total STATE WATER RESOURCE CONTROL B						7,099.00	7,099.00	0.00
STEEN, JOLIE L.								
Bill	04/30/2017	STEEN, JOLIE L.		2000 · Accounts Payables			455.00	-455.00
Bill	04/30/2017	STEEN, JOLIE L.	EXERCISE INSTRUCTOR	5707 · Exercise & Instructor Ex...	02-Parks & Rec	455.00		0.00
Total STEEN, JOLIE L.						455.00	455.00	0.00
STINSON'S								
Bill	04/28/2017	STINSON'S		2000 · Accounts Payables			19.13	-19.13
Bill	04/28/2017	STINSON'S	DEPOSIT STAMP FOR BANK OF THE SIERRA	5227 · Office Supplies	01-Admin	19.13		0.00
Total STINSON'S						19.13	19.13	0.00
STREAMLINE, INC								
Bill	04/15/2017	STREAMLINE, INC		2000 · Accounts Payables			200.00	-200.00
Bill	04/15/2017	STREAMLINE, INC	MONTHLY MEMBER FEE	5673 · Misc. Contract Services	01-Admin	200.00		0.00
Total STREAMLINE, INC						200.00	200.00	0.00
TEHACHAPI CUMMINGS COUNTY WATE								
Bill	04/30/2017	TEHACHAPI CUMMINGS COUNT...	005130-004	2000 · Accounts Payables			2,366.57	-2,366.57
Bill	04/30/2017	TEHACHAPI CUMMINGS COUNT...	DOMESTIC WATER	5543 · Water Purchase Domestic	05-Water	2,366.57		0.00
Total TEHACHAPI CUMMINGS COUNTY WATE						2,366.57	2,366.57	0.00
TEHACHAPI RESOURCE CONSERVATION DISTRICT								
Bill	04/20/2017	TEHACHAPI RESOURCE CONSE...		2000 · Accounts Payables			200.00	-200.00
Bill	04/20/2017	TEHACHAPI RESOURCE CONSE...	1988 CHEVY SPRAYER VEHICLE	5533 · Tools & Equipment	02-Parks & Rec	200.00		0.00
Total TEHACHAPI RESOURCE CONSERVATION DISTRICT						200.00	200.00	0.00
TEL TEC SECURITY SYSTEMS, INC.								
Bill	04/01/2017	TEL TEC SECURITY SYSTEMS, I...		2000 · Accounts Payables			30.00	-30.00
Bill	04/01/2017	TEL TEC SECURITY SYSTEMS, I...	GYM ALARM MONITORING	5673 · Misc. Contract Services	02-Parks & Rec	30.00		0.00
Total TEL TEC SECURITY SYSTEMS, INC.						30.00	30.00	0.00
VERIZON WIRELESS								
Bill	04/12/2017	VERIZON WIRELESS		2000 · Accounts Payables			490.38	-490.38
Bill	04/12/2017	VERIZON WIRELESS	CELL PHONES	5639 · Radio/Repeater/Cellphone	01-Admin	140.22		-350.16
Bill	04/12/2017	VERIZON WIRELESS	CELL PHONES	5639 · Radio/Repeater/Cellphone	02-Parks & Rec	14.42		-335.74
Bill	04/12/2017	VERIZON WIRELESS	CELL PHONES	5639 · Radio/Repeater/Cellphone	03-Public Safety	171.10		-164.64
Bill	04/12/2017	VERIZON WIRELESS	CELL PHONES	5639 · Radio/Repeater/Cellphone	04-Roads	14.42		-150.22
Bill	04/12/2017	VERIZON WIRELESS	CELL PHONES	5639 · Radio/Repeater/Cellphone	05-Water	121.38		-28.84
Bill	04/12/2017	VERIZON WIRELESS	CELL PHONES	5639 · Radio/Repeater/Cellphone	06-Sewer	28.84		0.00
Total VERIZON WIRELESS						490.38	490.38	0.00

Stallion Springs Community Services District Payables Detail Report by Month

April 2017

Type	Date	Name	Memo	Account	Class	Debit	Credit	Balance
WALKER, ED.D, R. BRUCE								
Bill	04/06/2017	WALKER, ED.D, R. BRUCE		2000 · Accounts Payables			450.00	-450.00
Bill	04/06/2017	WALKER, ED.D, R. BRUCE	PSYCHOLOGICAL SCREENING FOR DONALD MARVIN	5667 · Employee Physicals	03-Public Safety	450.00		0.00
Total WALKER, ED.D, R. BRUCE						450.00	450.00	0.00
WARSAW, TERRY, M.D.								
Bill	04/27/2017	WARSAW, TERRY, M.D.		2000 · Accounts Payables			90.00	-90.00
Bill	04/27/2017	WARSAW, TERRY, M.D.	HEP B #3 SHOT	5667 · Employee Physicals	05-Water	90.00		0.00
Total WARSAW, TERRY, M.D.						90.00	90.00	0.00
WITTS OFFICE SUPPLY								
Bill	04/10/2017	WITTS OFFICE SUPPLY		2000 · Accounts Payables			302.66	-302.66
Bill	04/10/2017	WITTS OFFICE SUPPLY	ASSESSMENT LETTERS	5265 · Printing Cost	04-Roads	80.72		-221.94
Bill	04/10/2017	WITTS OFFICE SUPPLY	ASSESSMENT LETTERS	5265 · Printing Cost	05-Water	80.72		-141.22
Bill	04/10/2017	WITTS OFFICE SUPPLY	ASSESSMENT LETTERS	5265 · Printing Cost	03-Public Safety	80.68		-60.54
Bill	04/10/2017	WITTS OFFICE SUPPLY	ASSESSMENT LETTERS	5265 · Printing Cost	06-Sewer	60.54		0.00
Bill	04/28/2017	WITTS OFFICE SUPPLY		2000 · Accounts Payables			543.20	-543.20
Bill	04/28/2017	WITTS OFFICE SUPPLY	PROP 218 MAJORITY PROTEST MAIL OUT PRINT OUT	5265 · Printing Cost	05-Water	543.20		0.00
Total WITTS OFFICE SUPPLY						845.86	845.86	0.00
YOUNG WOOLDRIDGE, LLP								
Bill	04/30/2017	YOUNG WOOLDRIDGE, LLP		2000 · Accounts Payables			1,218.00	-1,218.00
Bill	04/30/2017	YOUNG WOOLDRIDGE, LLP	WATER ASSESSMENT/TOLLS CHARGES	5615 · Legal	05-Water	1,155.00		-63.00
Bill	04/30/2017	YOUNG WOOLDRIDGE, LLP	CONFLICT OF INTEREST CODE STATUS	5615 · Legal	01-Admin	63.00		0.00
Total YOUNG WOOLDRIDGE, LLP						1,218.00	1,218.00	0.00
TOTAL						120,626.13	120,626.13	0.00

Stallion Springs Community Services District
Balance Sheet
As of April 30, 2017

Apr 30, 17

ASSETS

Current Assets

Checking/Savings

1100 · County of Kern Funds

1115 · Cash On Account-50380 General	580,137.98
1116 · Cash On Account-50384 Slef	130,175.02
1117 · Cash On Account-50385 Water	79,933.79
1118 · Cash On Account-50390 Cap. Imp	2,246,058.83
1119 · Cash On Account-50395 Bond	20,477.13
1121 · Cash On Account-50386 Sewer	8,557.47
1122 · Cash On Account-50387 Roads	321,198.28
1124 · Cash On Account-50389 Mailbox	0.12
1125 · Cash On Account-50391 SSDLQ	907.99
1126 · Cash On Account-50392 PD/Admin	4,755.86
1127 · Cash On Account-50393 Wtr Flat	2,421.11
1128 · Cash On Account-50394 Swr Flat	1,392.25

Total 1100 · County of Kern Funds 3,396,015.83

1130 · Cash On Account-Petty Cash 900.00

1140 · Cash-Bank of the Sierra 39,533.02

1150 · Cash-Bank of the West 197,780.12

Total Checking/Savings 3,634,228.97

**Stallion Springs Community Services District
Profit & Loss by Class YTD
July 2016 through April 2017**

	01-Admin	02-Parks & Rec	03-Public Safety	04-Roads	05-Water	06-Sewer	07-Fire Dept	08-Solid Waste	09-Art Comm	Unclassified	TOTAL
Ordinary Income/Expense											
Income											
4100 - Tax Revenues											
4115 - Property Taxes, Current	38,958.71	205,000.00	410,000.00	0.00	0.00	0.00	0.00	0.00	0.00	0.00	653,958.71
4119 - Prior Secured Property Taxes	433.31	0.00	0.00	0.00	0.00	0.00	0.00	0.00	0.00	0.00	433.31
4120 - G.F. Fines Forfeits & Penalties	276.15	0.00	0.00	0.00	0.00	0.00	0.00	0.00	0.00	0.00	276.15
4123 - Current Unsec. Property Taxes	66,561.52	0.00	0.00	0.00	0.00	0.00	0.00	0.00	0.00	0.00	66,561.52
4127 - Prior Unsec. Property Taxes	-3,460.13	0.00	0.00	0.00	0.00	0.00	0.00	0.00	0.00	0.00	-3,460.13
4131 - Homeowner's Exemption	3,043.81	0.00	0.00	0.00	0.00	0.00	0.00	0.00	0.00	0.00	3,043.81
Total 4100 - Tax Revenues	105,813.37	205,000.00	410,000.00	0.00	0.00	0.00	0.00	0.00	0.00	0.00	720,813.37
4200 - Road Assessment Revenues											
4215 - Road Assessment Current	0.00	0.00	0.00	306,339.91	0.00	0.00	0.00	0.00	0.00	0.00	306,339.91
4219 - Road Assessment Prior	0.00	0.00	0.00	7,137.10	0.00	0.00	0.00	0.00	0.00	0.00	7,137.10
4220 - Road-Fines Forfeits & Penalties	0.00	0.00	0.00	2,364.64	0.00	0.00	0.00	0.00	0.00	0.00	2,364.64
4223 - Road Assessment Interest	0.00	0.00	0.00	1,538.10	0.00	0.00	0.00	0.00	0.00	0.00	1,538.10
Total 4200 - Road Assessment Revenues	0.00	0.00	0.00	317,379.75	0.00	0.00	0.00	0.00	0.00	0.00	317,379.75
4300 - Water Revenues											
4315 - Water Avail. Current	0.00	0.00	0.00	0.00	76,835.11	0.00	0.00	0.00	0.00	0.00	76,835.11
4319 - Water Avail. Prior	0.00	0.00	0.00	0.00	1,435.07	0.00	0.00	0.00	0.00	0.00	1,435.07
4320 - Wtr-Fines Forfeits & Penalties	0.00	0.00	0.00	0.00	396.84	0.00	0.00	0.00	0.00	0.00	396.84
4323 - Water Avail. Interest	0.00	0.00	0.00	0.00	495.25	0.00	0.00	0.00	0.00	0.00	495.25
4327 - Water Sales Domestic	0.00	0.00	0.00	0.00	354,976.83	0.00	0.00	0.00	0.00	0.00	354,976.83
4329 - Water Recharge	0.00	0.00	0.00	0.00	5,216.64	0.00	0.00	0.00	0.00	0.00	5,216.64
4335 - Water Meter Revenues	0.00	0.00	0.00	0.00	14,625.00	0.00	0.00	0.00	0.00	0.00	14,625.00
4339 - Water Connections	0.00	0.00	0.00	0.00	3,425.60	0.00	0.00	0.00	0.00	0.00	3,425.60
4343 - Meter Maintenance	0.00	0.00	0.00	0.00	5,045.65	0.00	0.00	0.00	0.00	0.00	5,045.65
4347 - Water Capacity Fees	0.00	0.00	0.00	0.00	108,477.00	0.00	0.00	0.00	0.00	0.00	108,477.00
4349 - Water Service Charge	0.00	0.00	0.00	0.00	114,776.15	0.00	0.00	0.00	0.00	0.00	114,776.15
4351 - Backflow Service Charge & Repa	0.00	0.00	0.00	0.00	455.00	0.00	0.00	0.00	0.00	0.00	455.00
Total 4300 - Water Revenues	0.00	0.00	0.00	0.00	686,160.14	0.00	0.00	0.00	0.00	0.00	686,160.14
4400 - Sewer Revenues											
4415 - Sewer Avail. Current	0.00	0.00	0.00	0.00	0.00	8,327.20	0.00	0.00	0.00	0.00	8,327.20
4419 - Sewer Avail. Prior	0.00	0.00	0.00	0.00	0.00	144.65	0.00	0.00	0.00	0.00	144.65
4420 - Swr-Fines Forfeits & Penalties	0.00	0.00	0.00	0.00	0.00	25.22	0.00	0.00	0.00	0.00	25.22
4423 - Sewer Avail. Interest	0.00	0.00	0.00	0.00	0.00	51.13	0.00	0.00	0.00	0.00	51.13
4427 - Sewer Service Charge	0.00	0.00	0.00	0.00	0.00	212,903.77	0.00	0.00	0.00	0.00	212,903.77
4431 - Sewer Connection Fees	0.00	0.00	0.00	0.00	0.00	5,825.00	0.00	0.00	0.00	0.00	5,825.00
4436 - Sewer Capacity Fees	0.00	0.00	0.00	0.00	0.00	18,510.00	0.00	0.00	0.00	0.00	18,510.00
4439 - Refuse Collection Res.	0.00	0.00	0.00	0.00	0.00	0.00	0.00	135,792.09	0.00	0.00	135,792.09
Total 4400 - Sewer Revenues	0.00	0.00	0.00	0.00	0.00	245,586.97	0.00	135,792.09	0.00	0.00	381,379.06
4500 - Miscellaneous Revenue											
4515 - Interest From Taxes & Bank	3,983.66	0.00	0.00	0.00	0.00	0.00	0.00	0.00	0.00	0.00	3,983.66
4517 - Interest From Capital Imp	3,691.85	88.15	417.31	3,087.99	9,962.27	1,813.60	0.00	1,266.63	237.21	0.00	20,565.01
4518 - Interest From SLEF	0.00	0.00	18,284.76	0.00	0.00	0.00	0.00	0.00	0.00	0.00	18,284.76
4523 - Fishing Permit Fee	0.00	1,634.00	0.00	0.00	0.00	0.00	0.00	0.00	0.00	0.00	1,634.00
4527 - Mailbox Maint. Fee	3,815.00	0.00	0.00	0.00	0.00	0.00	0.00	0.00	0.00	0.00	3,815.00
4531 - Rent	150.00	6,770.00	0.00	0.00	0.00	0.00	0.00	0.00	0.00	0.00	6,920.00
4535 - Penalties	0.00	0.00	0.00	0.00	0.00	12,843.70	0.00	0.00	0.00	0.00	12,843.70
4539 - Misc Revenue	1,907.73	252.00	13,766.06	332.07	0.00	880.70	0.00	0.00	9,846.40	0.00	26,984.96
4541 - Weed Abatement Income	0.00	28,999.31	0.00	0.00	0.00	0.00	0.00	0.00	0.00	0.00	28,999.31
4543 - Encroachment Permit Fees	900.00	0.00	0.00	0.00	0.00	0.00	0.00	0.00	0.00	0.00	900.00
4551 - Police Charges	0.00	0.00	380.76	0.00	0.00	0.00	0.00	0.00	0.00	0.00	380.76
4563 - Sscsd NSF Charge	400.00	0.00	0.00	0.00	0.00	0.00	0.00	0.00	0.00	0.00	400.00
4567 - Police Slef	0.00	0.00	111,868.93	0.00	0.00	0.00	0.00	0.00	0.00	0.00	111,868.93
4569 - Police Grant AB109	0.00	0.00	8,886.67	0.00	0.00	0.00	0.00	0.00	0.00	0.00	8,886.67
4571 - Police Parking Citations	0.00	0.00	745.00	0.00	0.00	0.00	0.00	0.00	0.00	0.00	745.00
4573 - Swimming Pool Revenue	0.00	9,251.00	0.00	0.00	0.00	0.00	0.00	0.00	0.00	0.00	9,251.00
4575 - Exercise & Misc. Class Revenue	0.00	3,417.00	0.00	0.00	0.00	0.00	0.00	0.00	0.00	0.00	3,417.00
4577 - Park Program Revenue	0.00	16,591.83	0.00	0.00	0.00	0.00	0.00	0.00	0.00	0.00	16,591.83
Total 4500 - Miscellaneous Revenue	14,848.24	67,003.29	154,349.49	3,420.06	22,805.97	2,694.30	0.00	1,266.63	10,083.61	0.00	276,471.59
4700 - Mailbox Revenues											
4723 - Lock Mailbox Asmt.-Interest	0.12	0.00	0.00	0.00	0.00	0.00	0.00	0.00	0.00	0.00	0.12
Total 4700 - Mailbox Revenues	0.12	0.00	0.00	0.00	0.00	0.00	0.00	0.00	0.00	0.00	0.12
4800 - Tax Lien DLQ Revenue											
4815 - SSDLQ-Current	899.84	0.00	0.00	0.00	0.00	0.00	0.00	0.00	0.00	0.00	899.84
4823 - SSDLQ-Interest	7.89	0.00	0.00	0.00	0.00	0.00	0.00	0.00	0.00	0.00	7.89
Total 4800 - Tax Lien DLQ Revenue	907.73	0.00	0.00	0.00	0.00	0.00	0.00	0.00	0.00	0.00	907.73
4900 - PD/Admin Bldg. Revenue											
4915 - PD/Admin Bldg.-Current	25.10	0.00	0.00	0.00	0.00	0.00	0.00	0.00	0.00	0.00	25.10
4919 - PD/Admin Bldg.-Prior	2,360.06	0.00	0.00	0.00	0.00	0.00	0.00	0.00	0.00	0.00	2,360.06

**Stallion Springs Community Services District
Profit & Loss by Class YTD**

July 2016 through April 2017

	01-Admin	02-Parks & Rec	03-Public Safety	04-Roads	05-Water	06-Sewer	07-Fire Dept	08-Solid Waste	09-Art Comm	Unclassified	TOTAL
4920 - BLDG-Fines, Forfeits & Pen	659.48	0.00	0.00	0.00	0.00	0.00	0.00	0.00	0.00	0.00	659.48
4923 - PD/Admin Bldg.Interest	433.25	0.00	0.00	0.00	0.00	0.00	0.00	0.00	0.00	0.00	433.25
Total 4900 - PD/Admin Bldg. Revenue	3,477.89	0.00	0.00	0.00	0.00	0.00	0.00	0.00	0.00	0.00	3,477.89
5000 - Inactive Flat Charges											
5015 - Inactive Wtr Flat-Current	0.00	0.00	0.00	0.00	2,078.78	0.00	0.00	0.00	0.00	0.00	2,078.78
5019 - Inactive Wtr Flat-Prior	0.00	0.00	0.00	0.00	220.27	0.00	0.00	0.00	0.00	0.00	220.27
5020 - Inactive Wtr Flat-Fines, Forfei	0.00	0.00	0.00	0.00	49.21	0.00	0.00	0.00	0.00	0.00	49.21
5023 - Inactive Wtr Flat-Interest	0.00	0.00	0.00	0.00	19.34	0.00	0.00	0.00	0.00	0.00	19.34
5027 - Inactive Swr Flat-Current	0.00	0.00	0.00	0.00	0.00	1,384.04	0.00	0.00	0.00	0.00	1,384.04
5033 - Inactive Swr Flat-Interest	0.00	0.00	0.00	0.00	0.00	7.94	0.00	0.00	0.00	0.00	7.94
Total 5000 - Inactive Flat Charges	0.00	0.00	0.00	0.00	2,367.60	1,391.98	0.00	0.00	0.00	0.00	3,759.58
Total Income	125,047.35	272,003.29	564,349.49	320,799.81	711,333.71	249,673.25	0.00	137,058.72	10,083.61	0.00	2,390,349.23
Gross Profit	125,047.35	272,003.29	564,349.49	320,799.81	711,333.71	249,673.25	0.00	137,058.72	10,083.61	0.00	2,390,349.23
Expense											
5100 - Personnel Expenses											
5115 - Regular Salaries	187,873.58	49,305.44	241,696.92	18,748.90	196,750.86	41,649.80	0.00	0.00	0.00	0.00	736,025.50
5119 - Non Payroll Employee	0.00	13,971.37	0.00	0.00	0.00	0.00	0.00	0.00	0.00	0.00	13,971.37
5127 - Fica	14,624.87	3,771.98	18,206.20	1,439.19	15,051.46	3,186.22	0.00	0.00	0.00	0.00	56,279.92
5131 - Worker's Compensation Ins	1,874.31	218.95	9,836.16	0.00	5,776.27	2,855.92	0.00	0.00	0.00	0.00	20,561.61
5135 - Medical Insurance	25,487.81	2,738.80	67,991.01	2,249.20	49,778.72	16,281.04	0.00	0.00	0.00	0.00	164,526.58
5139 - Dental Insurance	1,568.80	353.88	3,328.47	353.92	3,557.81	875.70	0.00	0.00	0.00	0.00	10,038.58
5143 - Vision Insurance	227.86	56.88	539.73	56.97	582.44	159.92	0.00	0.00	0.00	0.00	1,623.80
5149 - CalPers Retirement (CSD)	16,751.05	3,047.23	39,732.94	1,148.59	15,423.53	3,680.70	0.00	0.00	0.00	0.00	79,784.04
5150 - CalPers Retirement (Employees)	-1,924.37	0.00	2,402.72	0.00	0.00	0.00	0.00	0.00	0.00	0.00	478.35
5151 - CalPers 457	0.00	0.00	0.00	0.00	0.00	0.00	0.00	0.00	0.00	0.00	0.00
5155 - Disability Insurance	1,434.65	209.50	1,451.13	209.50	1,962.48	223.90	0.00	0.00	0.00	0.00	5,491.16
Total 5100 - Personnel Expenses	247,918.56	73,674.03	385,185.28	24,206.27	288,883.57	68,913.20	0.00	0.00	0.00	0.00	1,088,780.91
5200 - General & Administrative											
5215 - Insurance	4,999.64	5,000.00	7,789.68	900.00	10,000.00	2,000.00	0.00	2,124.00	0.00	0.00	32,813.32
5219 - Publications & Legals	137.50	0.00	0.00	0.00	0.00	0.00	0.00	0.00	0.00	0.00	137.50
5223 - Postage & UPS	2,194.75	4.65	68.25	4.65	3,918.84	4.65	0.00	0.00	0.00	0.00	6,195.79
5227 - Office Supplies	3,283.32	296.03	191.21	426.16	426.16	279.21	0.00	0.00	0.00	0.00	4,902.09
5231 - Training/Travel & Cert's	3,015.97	0.00	122.17	0.00	0.00	905.66	0.00	0.00	0.00	0.00	4,043.80
5235 - Dues & Subscriptions	6,691.13	0.00	1,353.64	0.00	1,115.88	0.00	0.00	0.00	0.00	0.00	9,160.65
5239 - Director's Fees	3,300.00	0.00	0.00	0.00	0.00	0.00	0.00	0.00	0.00	0.00	3,300.00
5243 - M & R Structures	0.00	2,345.00	0.00	0.00	0.00	0.00	0.00	0.00	0.00	0.00	2,345.00
5247 - Maintenance & Repair	269.79	539.87	0.00	0.00	0.00	2,259.98	0.00	0.00	0.00	0.00	3,069.62
5253 - Expense Account	383.44	9.31	530.87	57.73	67.38	65.52	0.00	0.00	0.00	0.00	1,114.25
5257 - Permits/Fees/Inspection	1,404.40	1,457.05	0.00	0.00	13,506.28	3,190.00	0.00	2,520.00	0.00	0.00	22,077.73
5261 - Clothing/Safety Equip./Uniform	64.78	109.67	3,579.40	96.75	1,490.06	117.00	0.00	0.00	0.00	0.00	5,457.66
5265 - Printing Cost	32.25	0.00	80.88	80.72	1,750.17	213.73	0.00	0.00	0.00	0.00	2,157.55
5272 - Weed Abatement Cost	0.00	135.70	0.00	1,430.46	0.00	0.00	0.00	0.00	0.00	0.00	1,566.16
5279 - Internet	362.71	0.00	0.00	0.00	0.00	0.00	0.00	0.00	0.00	0.00	362.71
Total 5200 - General & Administrative	26,139.68	9,897.28	13,715.90	2,996.47	32,274.77	9,035.73	0.00	4,644.00	0.00	0.00	98,703.83
5300 - Utilities											
5315 - Electric	5,533.86	10,151.18	0.00	3,806.69	53,433.77	9,870.23	62.50	0.00	0.00	0.00	82,658.23
5319 - Telephone	2,350.25	425.71	0.00	0.00	0.00	440.76	0.00	0.00	0.00	0.00	3,216.72
5323 - Propane	1,746.45	0.00	0.00	0.00	0.00	0.00	0.00	0.00	0.00	0.00	1,746.45
5327 - Natural Gas	571.96	2,788.58	327.63	0.00	0.00	0.00	61.16	0.00	0.00	0.00	3,749.33
Total 5300 - Utilities	10,202.52	13,365.47	327.63	3,806.69	53,433.77	10,110.99	123.66	0.00	0.00	0.00	91,370.73
5400 - Rolling Stock & Equipment											
5415 - R & S Vehicles	467.05	1,473.20	5,957.61	2,965.24	4,540.44	133.60	0.00	330.00	0.00	0.00	15,867.14
5419 - R & S Equipment	430.00	43.21	454.10	2,252.46	6,358.75	816.12	0.00	5,764.10	0.00	0.00	15,918.74
5423 - Fuel	554.32	1,428.53	6,380.86	4,139.82	8,683.81	1,935.62	0.00	496.11	0.00	0.00	23,619.07
Total 5400 - Rolling Stock & Equipment	1,451.37	2,944.94	12,792.57	9,357.52	19,583.00	2,885.34	0.00	6,590.21	0.00	0.00	55,404.95
5500 - Supplies											
5515 - Janitorial	613.38	2,442.72	230.83	0.00	332.77	332.77	0.00	0.00	0.00	0.00	3,952.47
5519 - Water Meters	0.00	0.00	0.00	0.00	2,600.41	0.00	0.00	0.00	0.00	0.00	2,600.41
5523 - Chemicals	0.00	961.46	0.00	245.37	0.00	14,350.92	0.00	0.00	0.00	0.00	15,557.75
5527 - Road Patch	0.00	0.00	0.00	3,225.00	825.00	0.00	0.00	0.00	0.00	0.00	4,050.00
5531 - Supplies & Materials	1,013.19	5,377.24	963.08	1,293.77	13,400.04	6,944.62	0.00	0.00	0.00	0.00	28,991.94
5533 - Tools & Equipment	178.08	1,792.12	1,530.37	6,456.23	2,240.20	4,282.38	0.00	550.85	0.00	0.00	17,010.04
5543 - Water Purchase Domestic	0.00	0.00	0.00	0.00	82,532.04	0.00	0.00	0.00	0.00	0.00	82,532.04
Total 5500 - Supplies	1,804.65	10,573.54	2,724.28	11,220.37	101,930.46	25,890.70	0.00	550.65	0.00	0.00	154,694.65
5600 - Outside Services											
5615 - Legal	5,460.00	0.00	1,228.50	0.00	10,380.10	0.00	0.00	0.00	0.00	0.00	17,068.60
5619 - Engineering	0.00	0.00	0.00	0.00	12,900.00	15,271.60	0.00	0.00	0.00	0.00	28,171.60
5623 - Audit	14,750.00	0.00	0.00	0.00	0.00	0.00	0.00	0.00	0.00	0.00	14,750.00
5627 - Consulting	2,117.50	0.00	0.00	0.00	0.00	0.00	0.00	0.00	0.00	0.00	2,117.50

Stallion Springs Community Services District
 Profit & Loss by Class YTD

July 2016 through April 2017

	01-Admin	02-Parks & Rec	03-Public Safety	04-Roads	05-Water	06-Sewer	07-Fire Dept	08-Solid Waste	09-Art Comm	Unclassified	TOTAL
5631 - Lab Analysis	0.00	0.00	0.00	0.00	3,292.00	13,264.00	0.00	0.00	0.00	0.00	16,556.00
5635 - Elections	-20.46	0.00	0.00	0.00	0.00	0.00	0.00	0.00	0.00	0.00	-20.46
5639 - Radio/Repeater/Cellphone	1,601.98	137.34	1,542.51	137.34	1,198.71	274.63	0.00	0.00	0.00	0.00	4,892.51
5643 - Refuse Collection	0.00	185.60	0.00	0.00	0.00	1,029.84	0.00	63,316.31	0.00	0.00	64,531.75
5647 - Copier Maintenance	1,302.03	0.00	0.00	0.00	0.00	0.00	0.00	0.00	0.00	0.00	1,302.03
5651 - Postage Meter Lease	510.37	0.00	0.00	0.00	0.00	0.00	0.00	0.00	0.00	0.00	510.37
5655 - Rent & Lease Equipment	620.61	633.61	0.00	650.00	0.00	3,561.67	0.00	0.00	0.00	0.00	5,665.89
5663 - Uniform Rental & Cleaning	0.00	331.35	0.00	331.44	1,606.19	603.51	0.00	0.00	0.00	0.00	2,874.49
5667 - Employee Physicals	0.00	45.00	1,313.96	45.00	450.00	130.00	0.00	0.00	0.00	0.00	1,983.96
5673 - Misc. Contract Services	34,170.86	9,657.74	8,635.03	3,065.00	2,449.99	11,876.12	0.00	28.86	0.00	0.00	69,883.60
5675 - PD Parking Citation Contract	0.00	0.00	100.00	0.00	0.00	0.00	0.00	0.00	0.00	0.00	100.00
5681 - KC Collection Of Taxes	10,805.64	0.00	0.00	0.00	0.00	0.00	0.00	0.00	0.00	0.00	10,805.64
5685 - Service Fees - Payroll/AP	1,860.46	0.00	0.00	0.00	0.00	0.00	0.00	0.00	0.00	0.00	1,860.46
Total 5600 - Outside Services	73,378.99	10,990.64	12,820.00	4,228.78	32,278.99	46,011.37	0.00	63,345.17	0.00	0.00	243,053.94
5700 - Parks & Recreation											
5705 - Swimming Pool Expense	0.00	5,406.57	0.00	0.00	0.00	0.00	0.00	0.00	0.00	0.00	5,406.57
5707 - Exercise & Instructor Expense	0.00	5,215.00	0.00	0.00	0.00	0.00	0.00	0.00	0.00	0.00	5,215.00
5709 - Programs & Event Expense	0.00	6,413.06	0.00	0.00	0.00	0.00	0.00	0.00	0.00	0.00	6,413.06
Total 5700 - Parks & Recreation	0.00	17,034.63	0.00	0.00	0.00	0.00	0.00	0.00	0.00	0.00	17,034.63
5800 - Grants											
5805 - PD Grant AB109-Non Serv Expe...	0.00	0.00	7,232.10	0.00	0.00	0.00	0.00	0.00	0.00	0.00	7,232.10
5806 - PD GrantAB109-Service Expense	0.00	0.00	1,680.71	0.00	0.00	0.00	0.00	0.00	0.00	0.00	1,680.71
Total 5800 - Grants	0.00	0.00	8,912.81	0.00	0.00	0.00	0.00	0.00	0.00	0.00	8,912.81
Total Expense	360,895.77	138,480.53	438,478.47	55,816.10	528,384.56	162,647.33	123.66	75,130.03	0.00	0.00	1,757,956.45
Net Ordinary Income	-235,848.42	133,522.76	127,871.02	264,983.71	162,949.15	87,025.92	-123.66	61,928.69	10,083.61	0.00	632,392.78
Other Income/Expense											
Other Expense											
7100 - Administration Allocation	-302,614.10	22,696.07	41,609.43	94,566.91	94,566.91	18,913.38	0.00	26,478.73	3,782.67	0.00	0.00
8000 - Capital Expenses											
8015 - Capital Equipment	2,024.82	1,327.52	0.00	22,683.08	0.00	0.00	0.00	0.00	0.00	0.00	26,035.42
8019 - Capital Improvements	64.10	64.10	64.10	64.10	64.10	15,432.10	0.00	64.12	0.00	0.00	15,816.72
8029 - Interest Expense	0.00	0.00	1,953.74	0.00	11,273.14	0.00	0.00	0.00	0.00	0.00	13,226.88
Total 8000 - Capital Expenses	2,088.92	1,391.62	2,017.84	22,747.18	11,337.24	15,432.10	0.00	64.12	0.00	0.00	55,079.02
Total Other Expense	-300,525.18	24,087.69	43,627.27	117,314.09	105,904.15	34,345.48	0.00	26,542.85	3,782.67	0.00	55,079.02
Net Other Income	300,525.18	-24,087.69	-43,627.27	-117,314.09	-105,904.15	-34,345.48	0.00	-26,542.85	-3,782.67	0.00	-55,079.02
Net Income	64,676.76	109,435.07	84,243.75	147,669.62	77,045.00	52,680.44	-123.66	35,385.84	6,300.94	0.00	577,313.76

**Stallion Springs Community Services District
Profit & Loss by Class**

April 2017

	01-Admin	02-Parks & Rec	03-Public Safety	04-Roads	05-Water	06-Sewer	07-Fire Dept	08-Solid Waste	09-Art Comm	TOTAL
Ordinary Income/Expense										
Income										
4100 · Tax Revenues										
4115 · Property Taxes, Current	38,958.71	205,000.00	19,315.70	0.00	0.00	0.00	0.00	0.00	0.00	263,274.41
4119 · Prior Secured Property Taxes	30.43	0.00	0.00	0.00	0.00	0.00	0.00	0.00	0.00	30.43
4120 · G.F. Fines Forfeits & Penalties	21.95	0.00	0.00	0.00	0.00	0.00	0.00	0.00	0.00	21.95
4123 · Current Unsec. Property Taxes	120.83	0.00	0.00	0.00	0.00	0.00	0.00	0.00	0.00	120.83
4127 · Prior Unsec. Property Taxes	-411.96	0.00	0.00	0.00	0.00	0.00	0.00	0.00	0.00	-411.96
Total 4100 · Tax Revenues	38,719.96	205,000.00	19,315.70	0.00	0.00	0.00	0.00	0.00	0.00	263,035.66
4200 · Road Assessment Revenues										
4215 · Road Assessment Current	0.00	0.00	0.00	95,977.70	0.00	0.00	0.00	0.00	0.00	95,977.70
4219 · Road Assessment Prior	0.00	0.00	0.00	75.10	0.00	0.00	0.00	0.00	0.00	75.10
4220 · Road-Fines Forfeits & Penalties	0.00	0.00	0.00	17.64	0.00	0.00	0.00	0.00	0.00	17.64
4223 · Road Assessment Interest	0.00	0.00	0.00	584.79	0.00	0.00	0.00	0.00	0.00	584.79
Total 4200 · Road Assessment Revenues	0.00	0.00	0.00	96,655.23	0.00	0.00	0.00	0.00	0.00	96,655.23
4300 · Water Revenues										
4315 · Water Avail. Current	0.00	0.00	0.00	0.00	19,370.03	0.00	0.00	0.00	0.00	19,370.03
4319 · Water Avail. Prior	0.00	0.00	0.00	0.00	15.10	0.00	0.00	0.00	0.00	15.10
4320 · Wtr-Fines Forfeits & Penalties	0.00	0.00	0.00	0.00	3.55	0.00	0.00	0.00	0.00	3.55
4323 · Water Avail. Interest	0.00	0.00	0.00	0.00	151.70	0.00	0.00	0.00	0.00	151.70
4327 · Water Sales Domestic	0.00	0.00	0.00	0.00	39,687.85	0.00	0.00	0.00	0.00	39,687.85
4329 · Water Recharge	0.00	0.00	0.00	0.00	769.50	0.00	0.00	0.00	0.00	769.50
4335 · Water Meter Revenues	0.00	0.00	0.00	0.00	975.00	0.00	0.00	0.00	0.00	975.00
4339 · Water Connections	0.00	0.00	0.00	0.00	245.60	0.00	0.00	0.00	0.00	245.60
4343 · Meter Maintenance	0.00	0.00	0.00	0.00	1,005.56	0.00	0.00	0.00	0.00	1,005.56
4347 · Water Capacity Fees	0.00	0.00	0.00	0.00	7,671.00	0.00	0.00	0.00	0.00	7,671.00
4349 · Water Service Charge	0.00	0.00	0.00	0.00	22,783.24	0.00	0.00	0.00	0.00	22,783.24
Total 4300 · Water Revenues	0.00	0.00	0.00	0.00	92,678.13	0.00	0.00	0.00	0.00	92,678.13
4400 · Sewer Revenues										
4415 · Sewer Avail. Current	0.00	0.00	0.00	0.00	0.00	2,650.90	0.00	0.00	0.00	2,650.90
4423 · Sewer Avail. Interest	0.00	0.00	0.00	0.00	0.00	15.44	0.00	0.00	0.00	15.44
4427 · Sewer Service Charge	0.00	0.00	0.00	0.00	0.00	40,538.95	0.00	0.00	0.00	40,538.95
4439 · Refuse Collection Res.	0.00	0.00	0.00	0.00	0.00	0.00	0.00	27,047.08	0.00	27,047.08
Total 4400 · Sewer Revenues	0.00	0.00	0.00	0.00	0.00	43,205.29	0.00	27,047.08	0.00	70,252.37
4500 · Miscellaneous Revenue										
4515 · Interest From Taxes & Bank	1,181.08	0.00	0.00	0.00	0.00	0.00	0.00	0.00	0.00	1,181.08
4517 · Interest From Capital Imp	1,101.42	26.30	124.50	1,030.65	2,988.17	596.77	0.00	401.34	70.98	6,340.13
4518 · Interest From SLEF	0.00	0.00	310.78	0.00	0.00	0.00	0.00	0.00	0.00	310.78
4527 · Mailbox Maint. Fee	165.00	0.00	0.00	0.00	0.00	0.00	0.00	0.00	0.00	165.00
4531 · Rent	0.00	650.00	0.00	0.00	0.00	0.00	0.00	0.00	0.00	650.00
4535 · Penalties	0.00	0.00	0.00	0.00	334.13	0.00	0.00	0.00	0.00	334.13
4539 · Misc Revenue	51.00	0.00	23.50	0.00	0.00	0.00	0.00	0.00	0.00	74.50
4541 · Weed Abatement Income	0.00	4,370.00	0.00	0.00	0.00	0.00	0.00	0.00	0.00	4,370.00
4543 · Encroachment Permit Fees	50.00	0.00	0.00	0.00	0.00	0.00	0.00	0.00	0.00	50.00
4575 · Exercise & Misc. Class Revenue	0.00	185.00	0.00	0.00	0.00	0.00	0.00	0.00	0.00	185.00
Total 4500 · Miscellaneous Revenue	2,548.50	5,231.30	458.78	1,030.65	3,322.30	596.77	0.00	401.34	70.98	13,660.62
4800 · Tax Lien DLQ Revenue										
4815 · SSDLQ-Current	29.98	0.00	0.00	0.00	0.00	0.00	0.00	0.00	0.00	29.98
4823 · SSDLQ-Interest	2.36	0.00	0.00	0.00	0.00	0.00	0.00	0.00	0.00	2.36
Total 4800 · Tax Lien DLQ Revenue	32.34	0.00	0.00	0.00	0.00	0.00	0.00	0.00	0.00	32.34
4900 · PD/Admin Bldg. Revenue										
4915 · PD/Admin Bldg.-Current	25.10	0.00	0.00	0.00	0.00	0.00	0.00	0.00	0.00	25.10
4920 · BLDG-Fines, Forfeits & Pen	5.90	0.00	0.00	0.00	0.00	0.00	0.00	0.00	0.00	5.90
4923 · PD/Admin Bldg.Interest	11.65	0.00	0.00	0.00	0.00	0.00	0.00	0.00	0.00	11.65
Total 4900 · PD/Admin Bldg. Revenue	42.65	0.00	0.00	0.00	0.00	0.00	0.00	0.00	0.00	42.65

Stallion Springs Community Services District Profit & Loss by Class

April 2017

	01-Admin	02-Parks & Rec	03-Public Safety	04-Roads	05-Water	06-Sewer	07-Fire Dept	08-Solid Waste	09-Art Comm	TOTAL
5000 · Inactive Flat Charges										
5015 · Inactive Wtr Flat-Current	0.00	0.00	0.00	0.00	748.70	0.00	0.00	0.00	0.00	748.70
5023 · Inactive Wtr Flat-Interest	0.00	0.00	0.00	0.00	4.10	0.00	0.00	0.00	0.00	4.10
5027 · Inactive Swr Flat-Current	0.00	0.00	0.00	0.00	0.00	692.72	0.00	0.00	0.00	692.72
5033 · Inactive Swr Flat-Interest	0.00	0.00	0.00	0.00	0.00	1.98	0.00	0.00	0.00	1.98
Total 5000 · Inactive Flat Charges	0.00	0.00	0.00	0.00	752.80	694.70	0.00	0.00	0.00	1,447.50
Total Income	41,343.45	210,231.30	19,774.48	97,685.88	96,753.23	44,496.76	0.00	27,448.42	70.98	537,804.50
Gross Profit	41,343.45	210,231.30	19,774.48	97,685.88	96,753.23	44,496.76	0.00	27,448.42	70.98	537,804.50
Expense										
5100 · Personnel Expenses										
5115 · Regular Salaries	24,063.83	3,878.59	22,488.14	1,808.54	19,551.64	4,232.25	0.00	0.00	0.00	76,022.99
5127 · Fica	1,869.59	296.73	1,720.34	138.36	1,495.71	323.77	0.00	0.00	0.00	5,844.50
5135 · Medical Insurance	7,989.00	508.00	15,956.00	508.00	9,503.00	3,676.00	0.00	0.00	0.00	38,140.00
5139 · Dental Insurance	459.00	71.00	666.00	71.00	781.00	222.00	0.00	0.00	0.00	2,270.00
5143 · Vision Insurance	79.55	12.64	119.94	12.66	138.32	39.98	0.00	0.00	0.00	403.09
5149 · CalPers Retirement (CSD)	2,171.82	213.78	3,833.37	109.40	1,650.81	387.66	0.00	0.00	0.00	8,366.84
5150 · CalPers Retirement (Employees)	0.00	0.00	0.00	0.00	0.00	0.00	0.00	0.00	0.00	0.00
5151 · CalPers 457	0.00	0.00	0.00	0.00	0.00	0.00	0.00	0.00	0.00	0.00
5155 · Disability Insurance	159.18	23.08	138.48	23.08	203.58	44.78	0.00	0.00	0.00	592.18
Total 5100 · Personnel Expenses	36,791.97	5,003.82	44,922.27	2,671.04	33,324.06	8,926.44	0.00	0.00	0.00	131,639.60
5200 · General & Administrative										
5223 · Postage & UPS	798.00	0.00	0.00	0.00	2,067.91	0.00	0.00	0.00	0.00	2,865.91
5227 · Office Supplies	38.19	2.13	0.00	0.00	0.00	0.00	0.00	0.00	0.00	40.32
5231 · Training/Travel & Cert's	748.56	0.00	124.50	0.00	0.00	0.00	0.00	0.00	0.00	873.06
5239 · Director's Fees	375.00	0.00	0.00	0.00	0.00	0.00	0.00	0.00	0.00	375.00
5253 · Expense Account	93.37	0.00	112.10	0.00	30.17	0.00	0.00	0.00	0.00	235.64
5257 · Permits/Fees/Inspection	75.00	89.30	0.00	0.00	7,099.00	0.00	0.00	0.00	0.00	7,263.30
5261 · Clothing/Safety Equip./Uniform	0.00	0.00	174.00	0.00	109.33	0.00	0.00	0.00	0.00	283.33
5265 · Printing Cost	32.25	0.00	80.68	80.72	623.92	60.54	0.00	0.00	0.00	878.11
5272 · Weed Abatement Cost	0.00	0.00	0.00	710.81	0.00	0.00	0.00	0.00	0.00	710.81
Total 5200 · General & Administrative	2,160.37	91.43	491.28	791.53	9,930.33	60.54	0.00	0.00	0.00	13,525.48
5300 · Utilities										
5315 · Electric	438.49	952.98	0.00	23.31	3,859.16	945.66	-29.26	0.00	0.00	6,190.34
5319 · Telephone	70.57	37.81	0.00	0.00	0.00	39.59	0.00	0.00	0.00	147.97
5323 · Propane	152.80	0.00	0.00	0.00	0.00	0.00	0.00	0.00	0.00	152.80
5327 · Natural Gas	58.47	103.77	25.29	0.00	0.00	0.00	-93.63	0.00	0.00	93.90
Total 5300 · Utilities	720.33	1,094.56	25.29	23.31	3,859.16	985.25	-122.89	0.00	0.00	6,585.01
5400 · Rolling Stock & Equipment										
5415 · R & S Vehicles	0.00	116.72	443.69	0.00	130.93	0.00	0.00	0.00	0.00	691.34
5419 · R & S Equipment	0.00	43.21	0.00	52.62	3,017.72	603.73	0.00	1,559.97	0.00	5,277.25
5423 · Fuel	79.71	101.30	671.56	760.22	1,054.47	685.59	0.00	180.45	0.00	3,533.30
Total 5400 · Rolling Stock & Equipment	79.71	261.23	1,115.25	812.84	4,203.12	1,289.32	0.00	1,740.42	0.00	9,501.89
5500 · Supplies										
5523 · Chemicals	0.00	90.05	0.00	0.00	0.00	1,079.91	0.00	0.00	0.00	1,169.96
5527 · Road Patch	0.00	0.00	0.00	825.00	825.00	0.00	0.00	0.00	0.00	1,650.00
5531 · Supplies & Materials	53.61	21.42	9.08	371.49	239.71	126.60	0.00	0.00	0.00	821.91
5533 · Tools & Equipment	0.00	408.91	90.15	0.00	0.00	0.00	0.00	0.00	0.00	499.06
5543 · Water Purchase Domestic	0.00	0.00	0.00	0.00	2,366.57	0.00	0.00	0.00	0.00	2,366.57
Total 5500 · Supplies	53.61	520.38	99.23	1,196.49	3,431.28	1,206.51	0.00	0.00	0.00	6,507.50
5600 · Outside Services										
5615 · Legal	63.00	0.00	0.00	0.00	1,155.00	0.00	0.00	0.00	0.00	1,218.00
5619 · Engineering	0.00	0.00	0.00	0.00	9,675.00	0.00	0.00	0.00	0.00	9,675.00
5631 · Lab Analysis	0.00	0.00	0.00	0.00	0.00	1,107.00	0.00	0.00	0.00	1,107.00
5639 · Radio/Repeater/Cellphone	140.22	14.42	171.10	14.42	121.38	28.84	0.00	0.00	0.00	490.38
5643 · Refuse Collection	0.00	37.40	0.00	0.00	0.00	0.00	0.00	7,038.00	0.00	7,076.40

Stallion Springs Community Services District Profit & Loss by Class

April 2017

	01-Admin	02-Parks & Rec	03-Public Safety	04-Roads	05-Water	06-Sewer	07-Fire Dept	08-Solid Waste	09-Art Comm	TOTAL
5647 · Copier Maintenance	8.00	0.00	0.00	0.00	0.00	0.00	0.00	0.00	0.00	8.00
5651 · Postage Meter Lease	132.26	0.00	0.00	0.00	0.00	0.00	0.00	0.00	0.00	132.26
5663 · Uniform Rental & Cleaning	0.00	31.88	0.00	31.88	141.76	50.08	0.00	0.00	0.00	255.60
5667 · Employee Physicals	0.00	0.00	450.00	0.00	90.00	0.00	0.00	0.00	0.00	540.00
5673 · Misc. Contract Services	1,530.24	2,264.67	189.03	0.00	105.81	105.81	0.00	28.86	0.00	4,224.42
5675 · PD Parking Citation Contract	0.00	0.00	100.00	0.00	0.00	0.00	0.00	0.00	0.00	100.00
5681 · KC Collection Of Taxes	10,805.64	0.00	0.00	0.00	0.00	0.00	0.00	0.00	0.00	10,805.64
5685 · Service Fees - Payroll/AP	134.65	0.00	0.00	0.00	0.00	0.00	0.00	0.00	0.00	134.65
Total 5600 · Outside Services	12,814.01	2,348.37	910.13	46.30	11,288.95	1,291.73	0.00	7,066.86	0.00	35,766.35
5700 · Parks & Recreation										
5707 · Exercise & Instructor Expense	0.00	455.00	0.00	0.00	0.00	0.00	0.00	0.00	0.00	455.00
Total 5700 · Parks & Recreation	0.00	455.00	0.00	0.00	0.00	0.00	0.00	0.00	0.00	455.00
5800 · Grants										
5806 · PD GrantAB109-Service Expen...	0.00	0.00	143.06	0.00	0.00	0.00	0.00	0.00	0.00	143.06
Total 5800 · Grants	0.00	0.00	143.06	0.00	0.00	0.00	0.00	0.00	0.00	143.06
Total Expense	52,620.00	9,774.79	47,706.51	5,541.51	66,036.90	13,759.79	-122.89	8,807.28	0.00	204,123.89
Net Ordinary Income	-11,276.55	200,456.51	-27,932.03	92,144.37	30,716.33	30,736.97	122.89	18,641.14	70.98	333,680.61
Other Income/Expense										
Other Expense										
7100 · Administration Allocation	-42,096.00	3,157.20	5,788.20	13,155.00	13,155.00	2,631.00	0.00	3,683.40	526.20	0.00
8000 · Capital Expenses										
8015 · Capital Equipment	2,024.82	1,327.52	0.00	0.00	0.00	0.00	0.00	0.00	0.00	3,352.34
8019 · Capital Improvements	0.00	0.00	0.00	0.00	0.00	11,518.00	0.00	0.00	0.00	11,518.00
Total 8000 · Capital Expenses	2,024.82	1,327.52	0.00	0.00	0.00	11,518.00	0.00	0.00	0.00	14,870.34
Total Other Expense	-40,071.18	4,484.72	5,788.20	13,155.00	13,155.00	14,149.00	0.00	3,683.40	526.20	14,870.34
Net Other Income	40,071.18	-4,484.72	-5,788.20	-13,155.00	-13,155.00	-14,149.00	0.00	-3,683.40	-526.20	-14,870.34
Net Income	28,794.63	195,971.79	-33,720.23	78,989.37	17,561.33	16,587.97	122.89	14,957.74	-455.22	318,810.27



STALLION SPRINGS COMMUNITY SERVICES DISTRICT

27800 STALLION SPRINGS DRIVE, TEHACHAPI, CA 93561
(661) 822-3268, FAX (661) 822-1878, sscsd@stallionspringscsd.com

AGENDA SUPPORTING INFORMATION

Agenda #7

- Subject:** Notice of Public Hearing received from the Kern County Planning Commission regarding the application for a Conditional Use Permit (CUP) by AT&T Mobility.
- Submitted by:** Jon Curry, General Manager
- Meeting Date:** May 16, 2017
- Background:** AT&T Mobility (by Eukon Group PP17201) has applied for a Conditional Use Permit through the Kern County Planning Department to place an 80-foot-tall wireless communication tower with associated equipment disguised as a monopine tree or other acceptable means to stealth the tower. The placement in question would be at 17621 Ascot Ct., this is an improved lot zoned E (1) RS.
- Recommendation:** Direct Staff to provide written comments and/or verbal testimony to the Kern County Planning Commission in regards to the above-mentioned application.

NOTICE OF PUBLIC HEARING

The Kern County Planning Commission will hold a hearing on **Thursday, June 8, 2017, at 7:00 p.m.** (or as soon as possible thereafter as the matter may be heard) to consider the request listed below. Anyone wishing to give pertinent testimony may appear and be heard. Location of the hearing is:

Chambers of the Board of Supervisors
First Floor - Kern County Administrative Center
1115 Truxtun Avenue (corner of Truxtun and "N"), Bakersfield, California

Free parking is available in the parking structure located south of the Administrative Center. If parking fees are being charged for an event, inform the parking attendant you are attending the Planning Commission hearing, and you will not be charged.

Applicant: AT&T Mobility by Eukon Group (PP17201)

Location: 17621 Ascot Court, Tehachapi; Supervisorial District 2 - Scrivner

Proposal: **A Conditional Use Permit to allow a 80-foot-tall wireless communication tower with associated equipment disguised as a monopine tree, or other acceptable means, to stealth the tower with the natural or built environmental (Section 19.16.030.G), in an E (1) RS (Estate - 1 acre - Residential Suburban Combining) District.** This project has been found to be categorically exempt from the requirement for preparation of environmental documents pursuant to Section 15303 of the State CEQA Guidelines.

If you have comments about this proposal you are encouraged to send them in writing. We encourage the submittal of written comments by May 23, 2017, so that those comments may be considered when Staff formulates its recommendation; however, written comments may be submitted anytime prior to, or at, the public hearing. Correspondence should be sent to:

Kern County Planning and Natural Resources Department
2700 "M" Street, Suite 100
Bakersfield, CA 93301

Please make reference to the file number: **CUP #16, Map #200-6**

If you have questions regarding this project, telephone the Kern County Planning and Natural Resources Department and speak to:










James Bergantino, Planner I, ((661) 862-8624)

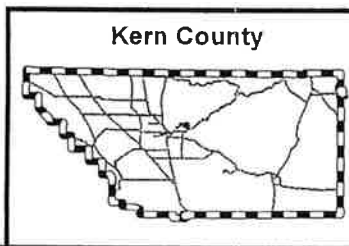
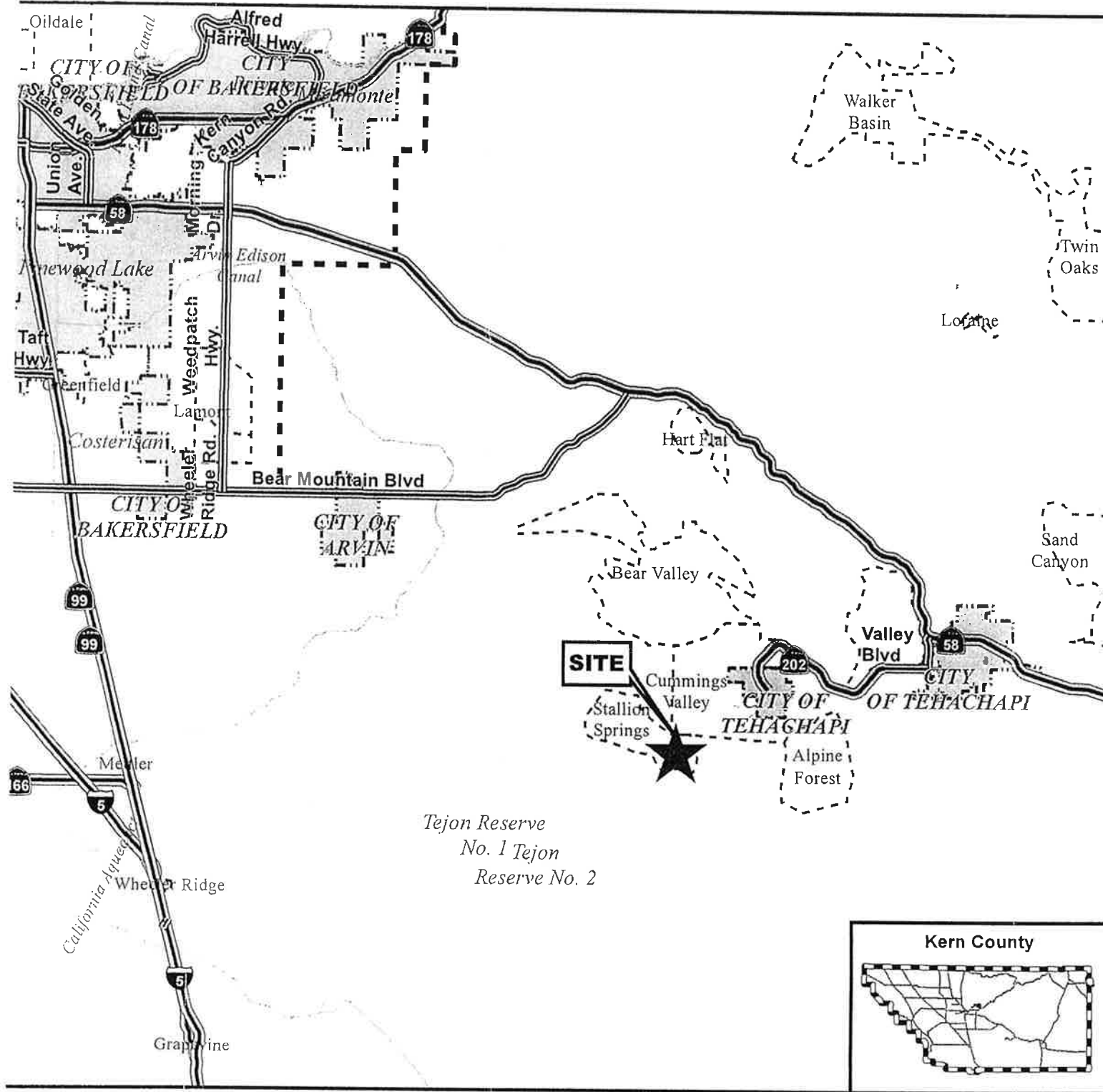
If you challenge the action taken on this request in court, you may be limited to raising only those issues you or someone else raised at this public hearing, or in written correspondence delivered to the Planning and Natural Resources Department at, or prior to, the public hearing.

CUP 16 Map 200-6

Vicinity Map

AT&T by Jerry Ambrose

-  2016 Parcels selection
-  INTERSTATE
-  NAMED HWY
-  STATE HWY
-  Kern County Boundary
-  Metro Bakersfield GP Boundary
-  Water Bodies
-  Water Courses
-  City Limits



APN: 318-340-11
 Sec. 6 - T. 11 N. / R. 16 W.


0 9,000 18,000 27,000 36,000 Feet








CUP 16 Map 200-6

Existing Zoning Map

AT&T by Jerry Ambrose

 2016 Parcels selection

KERN COUNTY ZONING DESIGNATIONS

-  E(1) - Estate (1 acre)
-  E(1/2) - Estate (.5 acre)
-  E(1/4) - Estate (.25 acre)
-  E(20) - Estate (20 acres)
-  RS - Residential Suburban
Combining

APN: 318-340-11

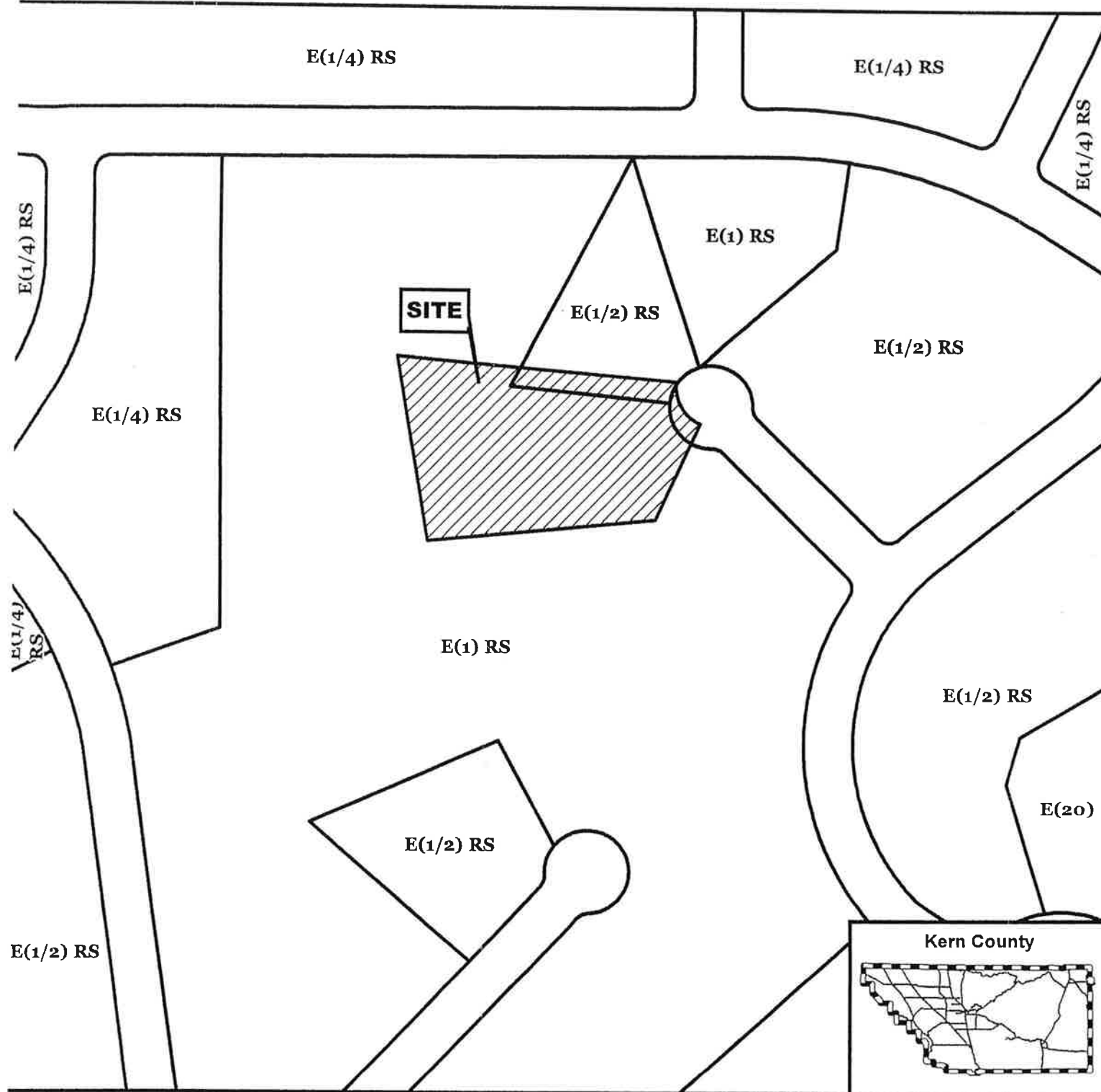
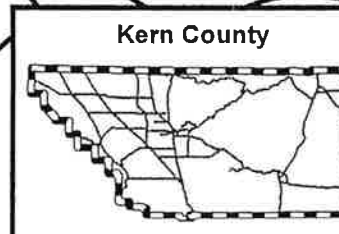
Sec. 6 - T. 11 N. / R. 16 W.



0 60 120 180 240 Feet



Kern County
Planning & Natural
Resources Department



CUP 16 Map 200-6

Assessor's Parcelization Map

AT&T by Jerry Ambrose

-  Site
-  Parcel Boundaries
-  City Limits

APN: 318-340-11

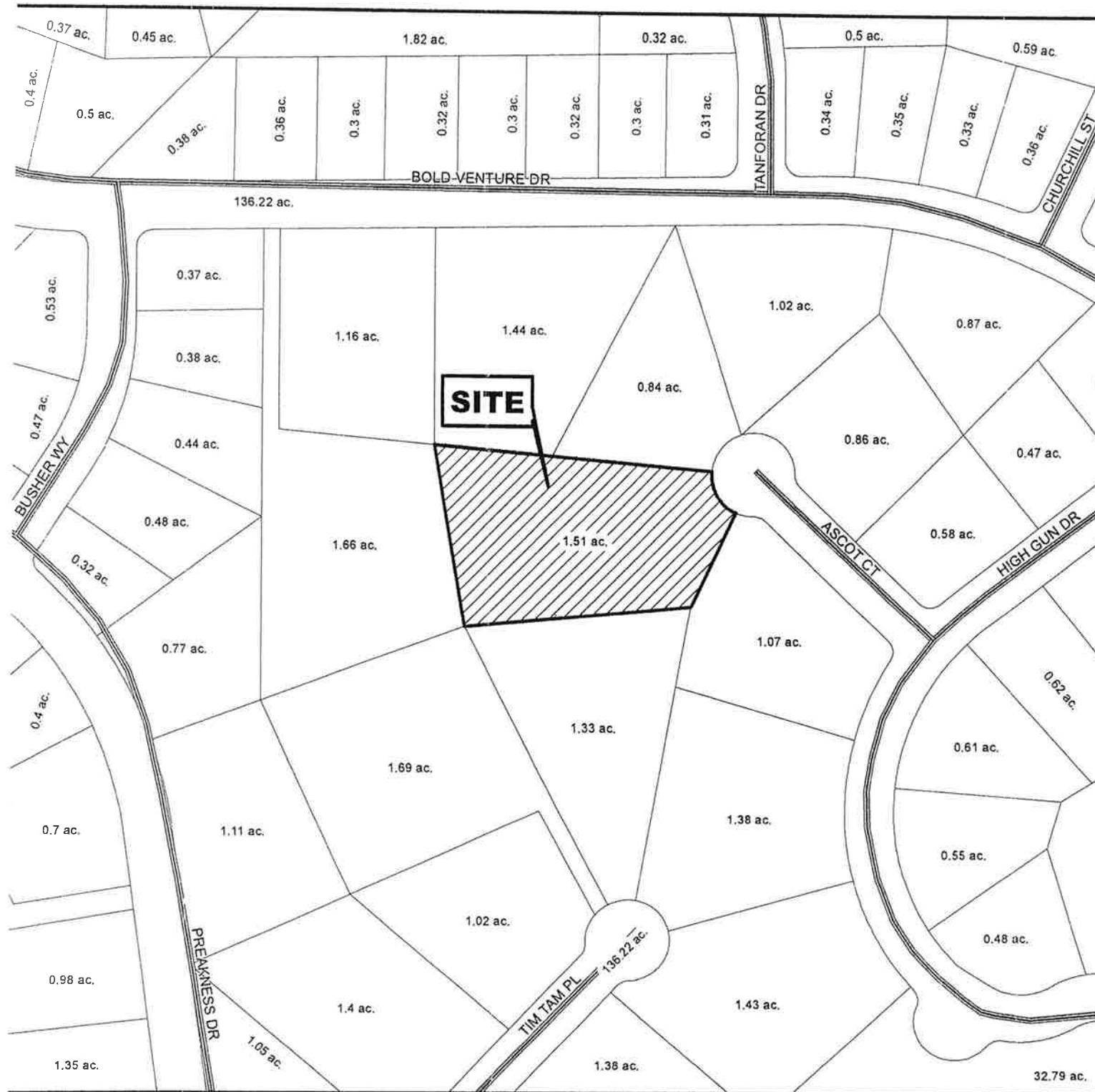
Sec. 6 - T. 11 N. / R. 16 W.



0 60 120 180 240 Feet

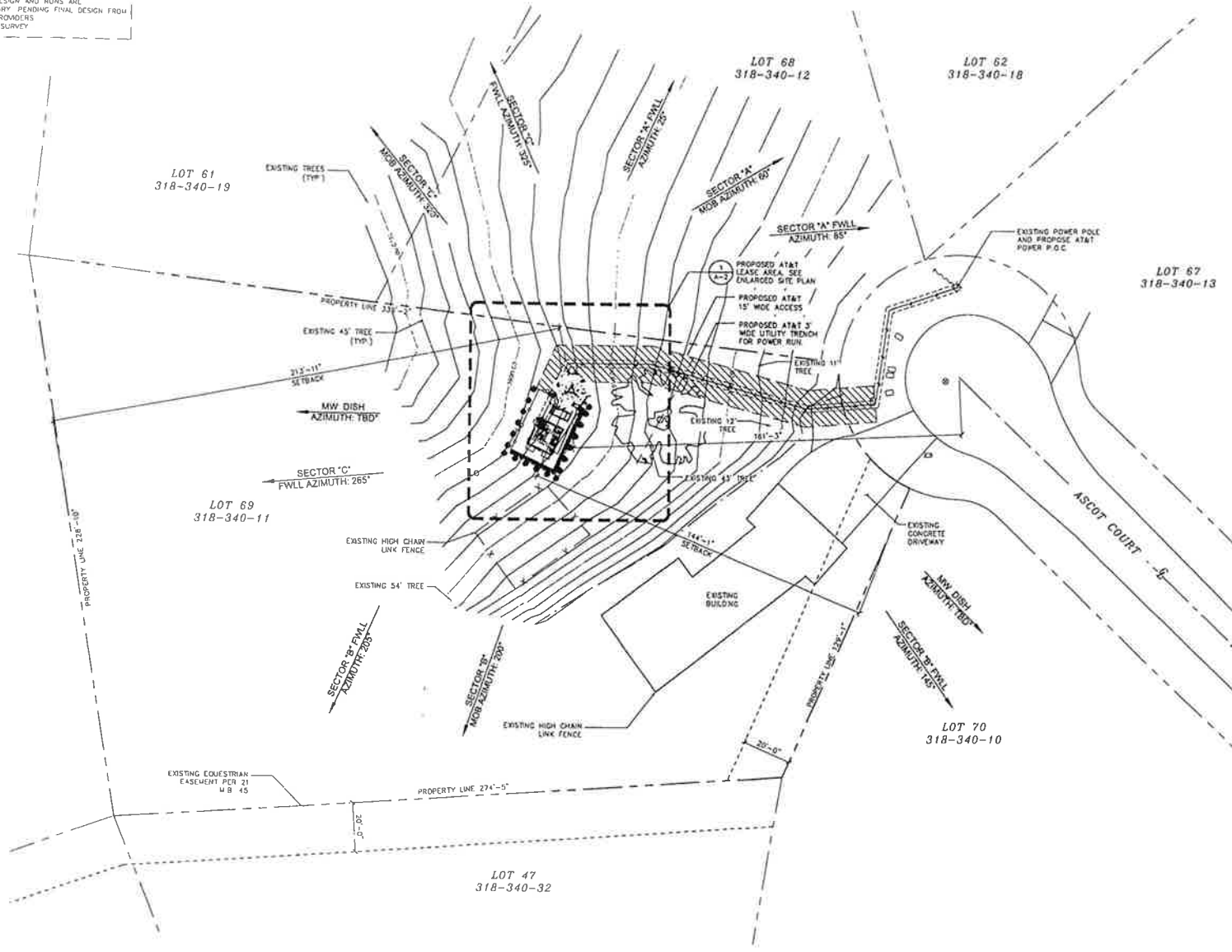


Kern County
Planning & Natural
Resources Department



SCALE NOTE
 IF DIMENSIONS SHOWN ON PLAN DO NOT SCALE CORRECTLY, CHECK FOR REDUCTION OR ENLARGEMENT FROM ORIGINAL PLANS

- NOTES
- 1 UTILITY DESIGN AND RUNS ARE PRELIMINARY. PENDING FINAL DESIGN FROM UTILITY PROVIDERS
 - 2 PENDING SURVEY



SITE PLAN



APPLICANT

1452 EDINGER AVENUE,
 3RD FLOOR
 TUSTIN, CA 92780

ENGINEER

65 POST, SUITE 1000
 IRVINE, CA 92618
 TEL: (949) 553-8566

DRAWN BY: RAC
 CHECKED BY: RA

REVISIONS

REV	DATE	DESCRIPTION
0	12/16/16	100% ZONING DRAWING
A	09/13/16	BOX ZONING DRAWING

LICENSER:

PROJECT INFORMATION:

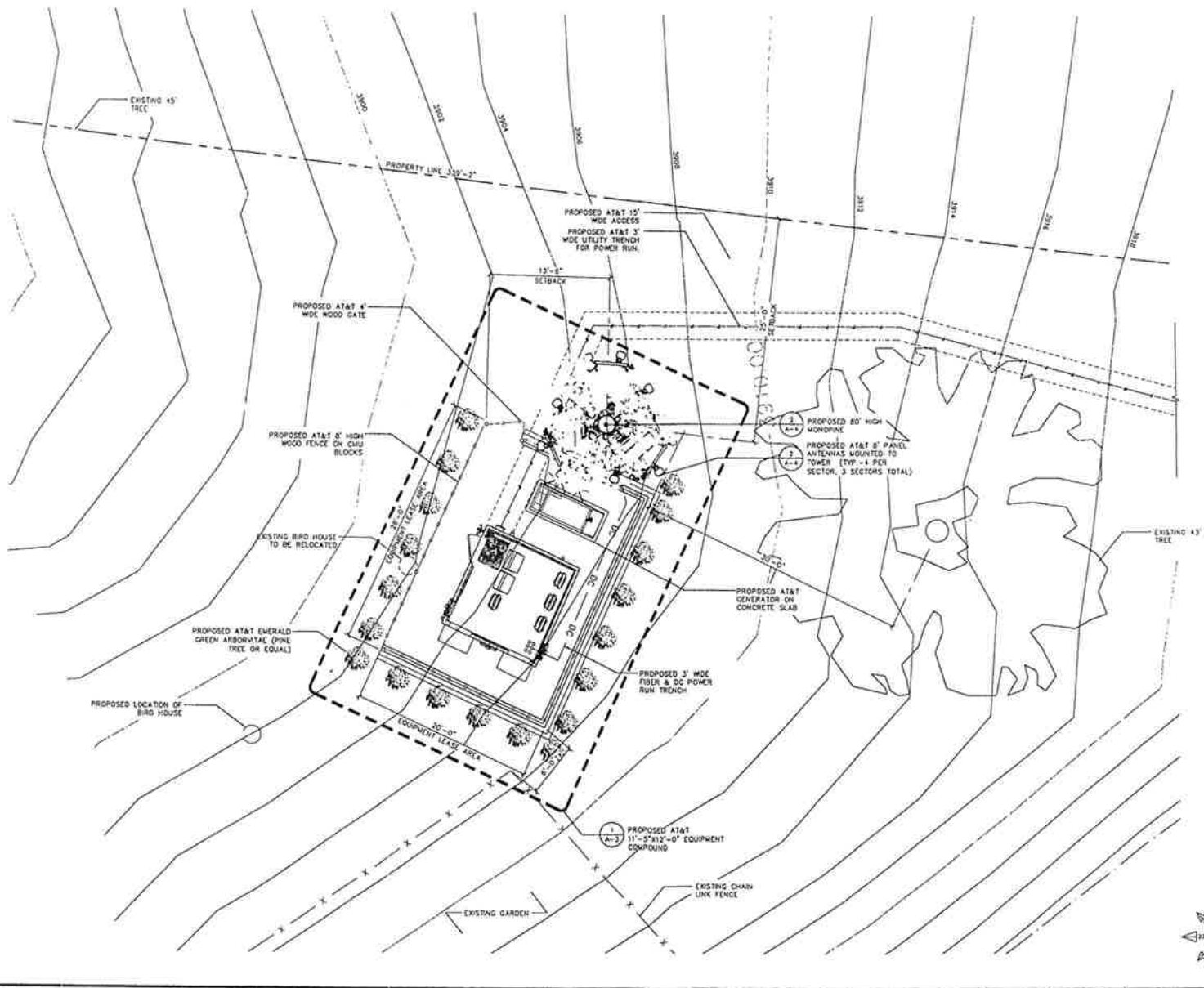
CSL00580
 17621 ASCOT COURT
 TEHACHAPI, CA 93561

SHEET TITLE

SITE PLAN

SHEET NUMBER

A-1



APPLICANT

The new at&t

1452 EDINGER AVENUE,
3RD FLOOR
TUSTIN, CA 92780

ENGINEER

Eukon

85 POST, SUITE 1000
IRVINE, CA 92618
TEL: (949) 553-8566

DRAWN BY: _____ RAC
CHECKED BY: _____ RA

REVISIONS

REV	DATE	DESCRIPTION
0	12/16/16	100% ZONING DRAWING
X	09/13/16	90% ZONING DRAWING

LICENSER

PROJECT INFORMATION

CSL00580
17621 ASCOT COURT
TEHACHAPI, CA 93561

SHEET TITLE

ENLARGED SITE PLAN

SHEET NUMBER

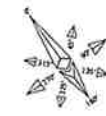
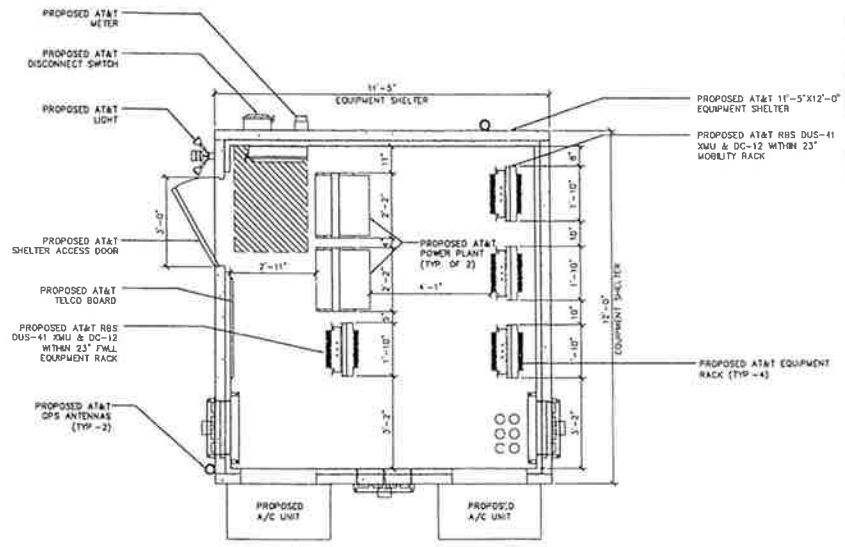
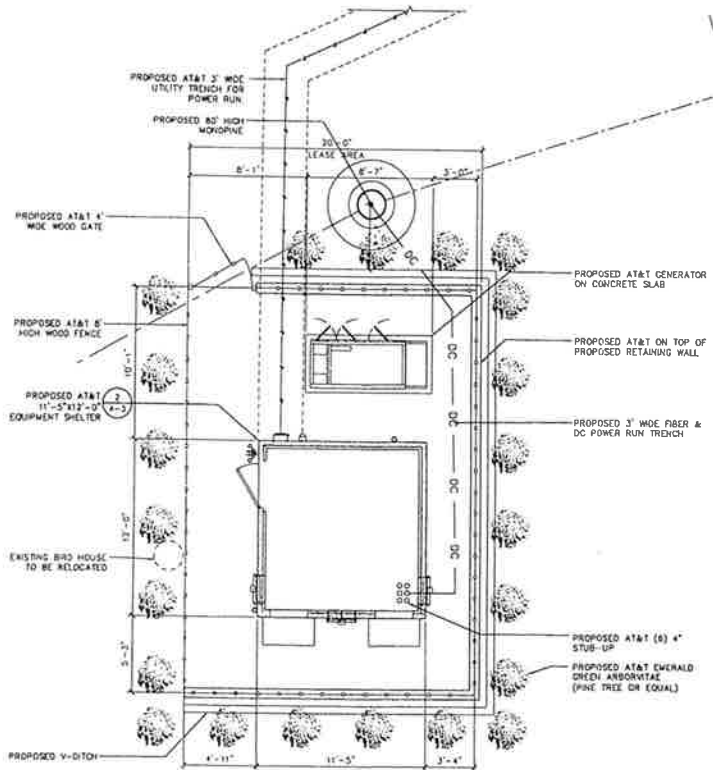
A-2

ENLARGED SITE PLAN



SCALE NOTE
IF DIMENSIONS SHOWN ON PLAN DO NOT SCALE CORRECTLY, CHECK FOR REDUCTION OR ENLARGEMENT FROM ORIGINAL PLANS

NOTE
MONOPINE BRANCHES & ANTENNAS ARE NOT DISPLAY FOR CLARITY



APPLICANT



ENGINEER



DRAWN BY: RAC
CHECKED BY: RA

REVISIONS:

REV	DATE	DESCRIPTION
0	12/16/16	100% ZONING DRAWING
A	09/13/16	BOX ZONING DRAWING

LICENSER

PROJECT INFORMATION

CSL00580
17621 ASCOT COURT
TEHACHAPI, CA 93561

SHEET TITLE

NEW EQUIPMENT/
COMPOUND LAYOUT

SHEET NUMBER

A-3

NEW COMPOUND LAYOUT

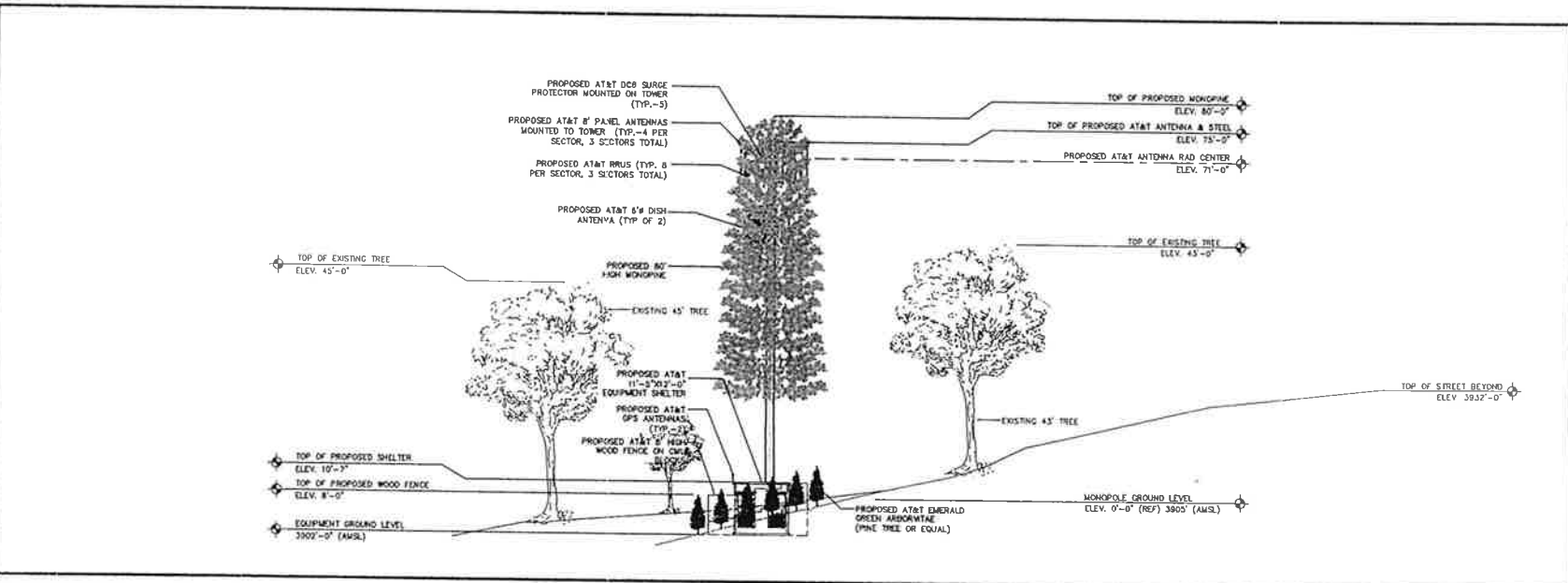


2

NEW EQUIPMENT PLAN

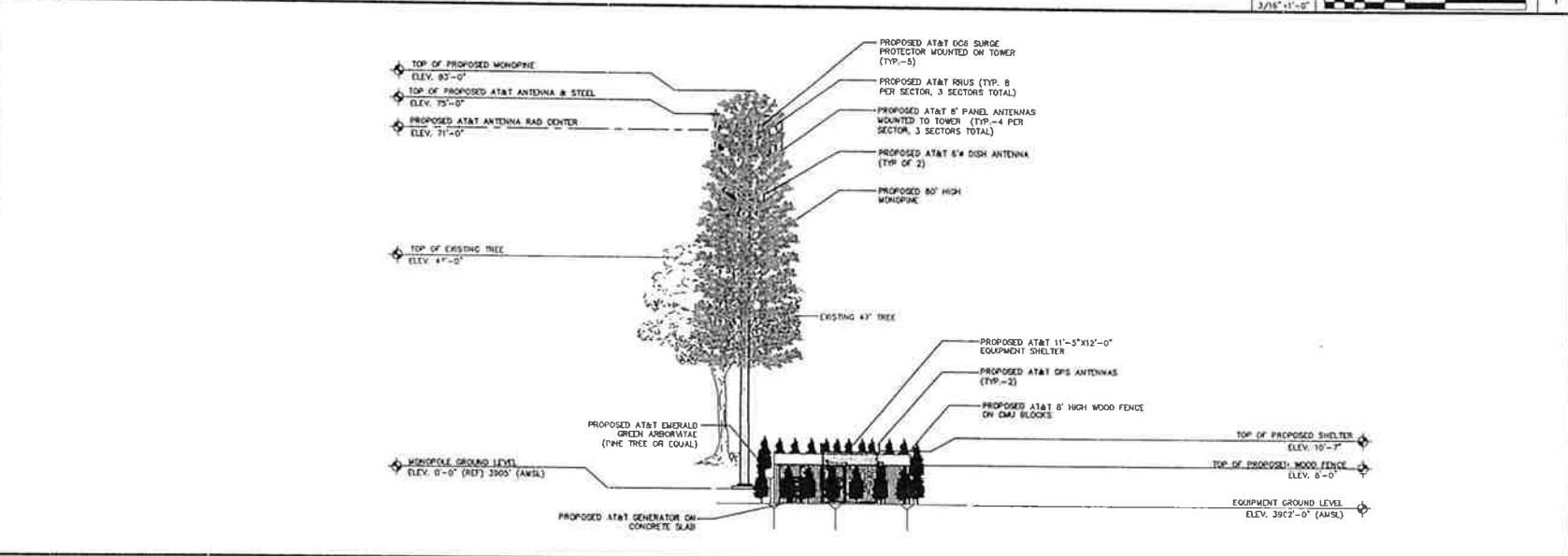


1



PROPOSED SOUTHWEST ELEVATION

SCALE 3/16" = 1'-0" 1



PROPOSED NORTHWEST ELEVATION

SCALE 3/16" = 1'-0" 2

APPLICANT

1452 EDINGER AVENUE,
3RD FLOOR
TUSTIN, CA 92780

ENGINEER:

65 POST, SUITE 1000
IRVINE, CA 92618
TEL: (949) 553-8566

DRAWN BY: RAC
CHECKED BY: RA

REVISIONS:

REV	DATE	DESCRIPTION
0	12/16/16	100% ZONING DRAWING
A	09/13/16	90% ZONING DRAWING

LICENSER:

PROJECT INFORMATION:

CSL00580
17621 ASCOT COURT
TEHACHAPI, CA 93561

SHEET TITLE:

PROPOSED SOUTHWEST AND
NORTHEAST ELEVATIONS

SHEET NUMBER:

A-5



STALLION SPRINGS COMMUNITY SERVICES DISTRICT

27800 STALLION SPRINGS DRIVE, TEHACHAPI, CA 93561
(661) 822-3268, FAX (661) 822-1878, sscsd@stallionspringscsd.com

AGENDA SUPPORTING INFORMATION

Agenda #8

Subject: Resolution by the Stallion Springs Board of Directors to consolidate elections with the Kern County Elections Office.

Submitted by: Jon Curry, General Manager

Meeting Date: May 16, 2017

Background: Historically, the Stallion Springs CSD has held Consolidated Elections with the Kern County Elections Office. The county elections office requires a Resolution by the Stallion Springs Board of Directors calling for a consolidated election to be conducted by the Kern County Elections Office. In July of 2016 the Stallion Springs CSD Board of Directors approved Resolution 2016-18 to comply with this request from Kern County. The County has since requested some additional language be included in a Resolution format. Resolution 2017-10 will complete this compliance request from the Kern County Elections Office.

Recommendation: Approve Resolution 2017-10

**BEFORE THE BOARD OF DIRECTORS OF THE
STALLION SPRINGS COMMUNITY SERVICES DISTRICT**

Resolution No.2017-10

RE: Consolidation of Elections

WHEREAS, Section 61008 of the Government Code of the State of California and Sections 10400 and 10401 of the Elections Code allow this board to consolidate the election of members to the board with the statewide general election;

WHEREAS, Sections 1000 and 1001 of the Elections Code provide that elections held the first Tuesday after the first Monday of even-numbered years are statewide election dates;

WHEREAS, Section 10403 of the Elections Code provides that the consolidated elections will be held and conducted in accordance with Section 10418, which provides that the election shall be conducted in accordance with the provisions of law regulating the statewide elections.

NOW, THEREFORE, BE IT RESOLVED that the Stallion Springs Community Services District's 2016 election of members shall be consolidated with the 2016 statewide general election, and subsequent elections of members shall be consolidated with future statewide general elections; and the District shall reimburse the County of Kern for the cost of conducting any election on behalf of the District as provided by Elections Code Section 10002.

BE IT FURTHER RESOLVED that, until this resolution is rescinded by this Board, all elections of members to the Board shall be held on the same day as the statewide general election immediately preceding. Note that this Resolution supersedes Resolution No. 2016-18.

PASSED AND ADOPTED by the Board of Directors of the Stallion Springs Community Services District this 16th day of May, 2017.

AYES: NOES:

ABSENT:

ABSTAIN:

I HEREBY CERTIFY that the foregoing Resolution is the Resolution of said District as duly passed and adopted by said Board of Directors on the 16th day of May 2017.

WITNESS my hand and seal of said Board of Directors this 16th day of May, 2017.

Ed Gordon, President Board
of Directors

ATTEST:

Vanessa Stevens, Secretary
Board of Directors



POLICE REPORT

Monthly Statistical Report



Month Covered: April, 2017
Prepared By: Chief of Police Michael J. Grant, SSPD

Monthly Statistics:

Stallion Spring Police:	
Arrests:	4
Citations Issued:	4
Reports:	50
Calls for Service:	79
Want & Warrant Checks:	22
Officer Initiated Investigations:	95
Field Interviews:	13
Medical Assist:	1
Stallion Springs Police Volunteers (CSU):	
Vacation House Checks:	42
Infrastructure Checks:	4
School Bus Stop Checks:	3

- SSPD Sergeant G. Crowell received a written commendation from KCSO for his assistance during a suicidal subject call. Gary was commended for showing *"incredible restraint in dealing with an armed mentally unstable subject, who needed help...going above and beyond to exhaust all possible solutions to bring this incident to a peaceful conclusion"*.
- SSPD officers responded to an assault with a deadly weapon call in Stallion Springs. Officers responded and made contact with the victim who advised that her roommate chased her with a Samurai sword and threatened to cut off her hands. The victim had visible injuries to her chest. Officers located the suspect was located inside of the home but she refused to follow commands. The officers gained compliance and the suspect was subsequently arrested for PC 245, assault with a deadly weapon. The sword was recovered and seized by officers. Both the victim and suspect were elderly females. Due to prior medical issues the suspect was transported via ambulance to Tehachapi Hospital and then Memorial hospital where she spent the night. An officer had to stand by with her throughout the evening. She was then booked into CRF.
- SSPD Officers performed radar enforcement and traffic enforcement on Horsethief Drive, Comanche Point Road, Banducci Drive, San Jaquin, and Piebald due to resident requests. Officers issued citations verbal warnings as well for various traffic code violations.

- Chief M. Grant met with the prospective new police officer candidate who signed a letter of agreement with SSPD. The officer, D. Marvin will begin his career with the SSPD on May 15th, 2017. He brings with him over 25 years law enforcement experience.
- SSPD is investigating the probable poisoning of two dogs in Stallion Springs by an unknown subject. This crime is possibly the result of a neighbor dispute on Quail Drive.
- Chief M. Grant along with SSCERT attended the monthly OES meeting in Bakersfield. The meeting was productive in that all entities agree to streamline the equipment and granting process and adhere to KCFD mandates.
- SSPD was commended by a Stallion Springs resident for their quick response and detailed investigation during a residential alarm call.
- During a power outage in Stallion Springs, officers patrolled the area and responded to concerned residents request to perform welfare checks on family members. The outage was a planned event by the power company, but they did not inform the community prior to the outage.
- During a keep the peace call in Stallion Springs, an SSPD officer placed an adult female under arrest for 3 outstanding warrants.
- SSPD received information from concerned Stallion Springs residents that a suspicious white pick-up truck (no further description), has been parking overnight on the dirt extension of Horsethief Drive. Officer periodically patrol checked the area but have yet to observe the vehicle in question.
- SSPD responded to a call of a suspicious vehicle. During the investigation, officers detained 4 juveniles and 1 adult. Officers determined that marijuana was present and notified the parents of the juveniles of the incident. The juveniles were released to their parents on scene. The evidence was taken into custody by SSPD.
- SSPD responded to family dispute call in Stallion Springs. Officers separated the parties, kept the peace, and advised all parties.
- SSPD assisted Kern County Animal Control in Hidden Oaks due to citizen reports of possible wolves in the area. Officers responded to a residence and located 9 hybrid wolf dogs. The owner was warned to fix an enclosure.
- Chief M. Grant provided the following training to SSPD Officers:
 - Physical Fitness Education: Cardiovascular endurance, anaerobic power, muscular strength, flexibility, body composition information.
 - Triangle of readiness training: Physical Fitness, Training, Mindset.
 - TargetSolutions online training: Patrol - Approaching a Suspect on Foot
 - PC 26 training related to juvenile cases.

General Manager's Report for April 19, 2017 – May 16, 2017

Submitted By: Jon Curry

The past month has been very busy and productive with the Staff tackling many projects and tasks in both the day-to-day areas and preparing for upcoming events and activities. Below is a list of some of those.

- Man O' War Park – posts have been set at the pickle ball courts at Man O' War Park
- Weed abatement contractor has been chosen through requests for quotations
- Correspondence with residents regarding the proposed water rate increase
- CC&R letters sent out
- Attended the Gran Fondo Kick-Off Meeting
- Custom Stallion Springs flags have arrived
- Rockpile demolition at the WWTP to accommodate additional sludge drying beds
- Received notice that SSCSD has received a Scholarship to attend the General Manger Leadership Summit held June 25-27.

Some other points of interest:

1. I attended the Water Availability Preservation Committee (WAPC) held at Golden Hills CSD, State Water Resources Control Board Staff gave a presentation on the new Federal Total Coliform Rule.
2. Correspondence with Don Cardenas from CalOES regarding the road and bank repair work on St. Andrews.
3. Attended the California Rural Water Association EXPO in Lake Tahoe. This conference offered training and technical assistance sessions for geared towards small and rural water and wastewater systems.
4. I held two Town Hall Meeting on April 21 and 22, these were both well attended sessions and provided great interaction with our residents.
5. Reviewed and set new swimming pool programs and pricing for this summer season.
6. Met with Horse Thief Country Club Superintendent regarding current operations and the proposed water rate increase.

Respectfully submitted,

Jon Curry
General Manager

TRANSFER STATION – APRIL 2017

Roll-offs	34 x 50 cu yd. bins = 1,700 cu yards
Total Cost:	\$7,038.00

WATER REPORT
STALLION SPRINGS C.S.D.
April 2017

WATER DEPARTMENT

Amount of water produced April 2017:

Well Production:

CV Well #1	0	0%
CV Well #2	4,000,229	52%
Y-23	1,432,510	19%
Leisure	1,074,900	14%
P-17	1,199,044	15%
Bold Venture N.	0	0%
Buckpasser	0	0%
Benz	0	0%
 Total April 2017 Production:	 7,706,683	 100%

Water History of Production:

March 2017	6,750,862
April 2016	8,906,878
April 2015	10,684,647
April 2014	8,668,488
April 2013	9,793,982
April 2012	6,608,701
April 2011	6,859,031
April 2010	5,512,789
April 2009	9,278,285
April 2008	9,316,496
April 2007	7,785,262